

Lexicography in the Crystal Ball: Facts, Trends and Outlook

Gilles-Maurice de Schryver, Department of Languages and Cultures, Ghent University (Belgium) & Xhosa Department, University of the Western Cape, Cape Town (South Africa)

Keywords: *EURALEX proceedings, papers, authors, countries, citations, trends.*

Abstract

This year marks the fifteenth edition of the highly successful EURALEX congresses. In honour of this crystal jubilee, all major protagonists and topics of the fifteen congresses to date are reviewed, cross-compared with one another, and plotted through time. Three different databases were built to this intent: First, a EURALEX metadata database, containing all the bibliometric information of each paper, as well as the full affiliation details for each author. The language of each paper (English, French, Russian, ...) as well as its congress status (keynote, demo session, poster, ...) were also noted. From these data various paper, author, language and country trends are derived.

Second, a EURALEX citation database was constructed, in which each paper is linked with the citation data for that paper as found in Google Scholar. Various cross-checks were run, to improve on the search engine's suggestions. From these data various citation trends are derived, such as the percentage and number of papers cited per congress, the overall impact of each congress, and the average number of cites per paper at each congress. The actual top-cited papers are also looked at.

Third, a EURALEX proceedings corpus was built, with the full text of all the EURALEX papers delivered to date (including those presented in Oslo). Keywords and keyness values were extracted from this corpus, and the (normalized) frequencies of the top 1 000 keywords were then looked up in each congress sub-corpus. A detailed trend analysis of the most important of those keywords is then summarized in over forty charts.

In addition to the study of facts and trends, all this material is also used to predict the future, an outlook as reflected in the crystal ball.

1. The EURALEX congresses crystallize

Lexicography moves from milestone to milestone. Half a century ago 'a small group of linguists and lexicographers met at Indiana University to discuss a variety of problems related to the making of dictionaries' (Householder 1962: v). The proceedings of that conference (Householder & Saporta 1962) set in motion the emergence of lexicography as a modern scientific discipline. A decade later, Ladislav Zgusta's *Manual of Lexicography* (1971) gave every aspiring lexicographer something solid

to hold onto. And have we held onto it: Zgusta's magnum opus remains one of the most cited works of our field. Another decade later, another milestone. The year is 1983, when Reinhard Hartmann organizes a major international conference on lexicography in Exeter — baptized LEXeter '83 — where the basis is inter alia laid for the international encyclopaedia of lexicography *Wörterbücher / Dictionaries / Dictionnaires* (published a decade later, in three massive volumes), the book series *Lexicographica. Series Maior* (which started appearing in 1984) as well as the journal *Lexicographica. International Annual for Lexicography* (as of 1985), and last but not least, where the *European Association for Lexicography* itself — EURALEX — was established (cf. Hartmann 2008). The LEXeter '83 proceedings (Hartmann 1984) thereby automatically became the proceedings of the first EURALEX congress. The second EURALEX congress was organized in 1986, with the proceedings appearing two years later (Snell-Hornby 1988). From then on, EURALEX has gathered biennially, with proceedings appearing two years after the event for the third and fourth congress, and simultaneously with the event as of the fifth congress onwards. See Table 1 for an overview.

Although the EURALEX board went on to launch the quarterly *International Journal of Lexicography* in 1988, the material published in the biennial EURALEX proceedings held its own over the years. The body of research reported on in the EURALEX proceedings is now so substantial that an in-depth analysis is in order. This is exactly the aim of the present paper. In contrast to earlier attempts, the present analysis will not be a personal reflection (cf. Hartmann 2008), nor a proposal to build an online EURALEX congress proceedings bibliography (cf. DeCesaris & Bernal 2006). Instead, the present study is truly *driven* by the data in the proceedings. To that intent, a corpus was built containing *all* the material found in all fourteen proceedings published so far, as well as *all* the material (bar the current paper) accepted for presentation at the fifteenth congress.¹ In the corpus each paper (and each piece of editorial material) is a separate file with a unique identifier. All of these files, or any selection of it, can thus easily be searched and analysed with corpus query software. A separate database contains all the metadata for each file. Linking all the corpus files and the metadata is a so-called citation database, hinting at who quotes who, what, when, and where. In what follows selected aspects from each of these three components will be presented, starting with the EURALEX metadata database in Section 2, followed by the EURALEX citation database in Section 3, and finally the EURALEX proceedings database in Section 4. Section 5 will briefly conclude and look ahead.

Table 1: EURALEX congresses and proceedings to date.

EURALEX CONGRESS					EURALEX PROCEEDINGS		
No.	Year	City	Country	Acronym	Editor(s)	Year	Publisher
1	1983	Exeter	UK	LEXeter '83	Hartmann	1984	Max Niemeyer Verlag
2	1986	Zurich	Switzerland	ZüriLEX '86	Snell-Hornby	1988	A. Francke Verlag
3	1988	Budapest	Hungary	BudaLEX '88	Magay & Zigány	1990	Akadémiai Kiadó
4	1990	Málaga	Spain	EURALEX '90	Alvar Ezquerro	1992	Biblograf
5	1992	Tampere	Finland	EURALEX '92	Tommola et al.	1992	Tampereen Yliopisto
6	1994	Amsterdam	Netherlands	Euralex '94	Martin et al.	1994	Vrije Universiteit Amsterdam
7	1996	Gothenburg	Sweden	Euralex '96	Gellerstam et al.	1996	Göteborgs Universitet
8	1998	Liège	Belgium	EURALEX'98	Fontenelle et al.	1998	Université de Liège
9	2000	Stuttgart	Germany	EURALEX 2000	Heid et al.	2000	Universität Stuttgart
10	2002	Copenhagen	Denmark	EURALEX 2002	Braasch & Povlsen	2002	Københavns Universitet
11	2004	Lorient	France	EURALEX 2004	Williams & Vessier	2004	Université de Bretagne Sud
12	2006	Turin	Italy	XII EURALEX	Corino et al.	2006	Edizioni dell'Orso
13	2008	Barcelona	Spain	XIII EURALEX	Bernal & DeCesaris	2008	Universitat Pompeu Fabra
14	2010	Leeuwarden	Netherlands	XIV Euralex	Dykstra & Schoonheim	2010	Fryske Akademy
15	2012	Oslo	Norway	EURALEX OSLO 2012	Fjeld & Torjusen	2012	Universitetet i Oslo

2. The EURALEX metadata database

That EURALEX congresses have steadily grown over the years is well known, and obvious from the size of the proceedings, which go from one-volume books, to two- and even three-volume books, to books that contain the keynote papers only with merely abstracts for all other papers supplemented by CD-ROMs or a data stick for the full papers. The first four proceedings having been produced after the congresses took place, they do not necessarily contain all that was presented. Conversely, the proceedings of the next eleven congresses — the so-called *preceedings* — do contain a few papers which were not presented in the end. Overall, however, the proceedings represent the congresses well, even though one

should keep in mind that more activities are typically taking place at the congresses themselves, which may include workshops, symposia, round tables, structured debates, poster and demo sessions (before they started to be included as ‘short papers’ in the proceedings), etc. Not to forget the publisher booths and the social programme. What remains available for future reference, however, is the series of published proceedings.

There are ever more papers that are submitted, accepted and presented at EURALEX congresses, but what are the other paper and author dynamics? In Figure 1 the total number of papers per congress is shown.

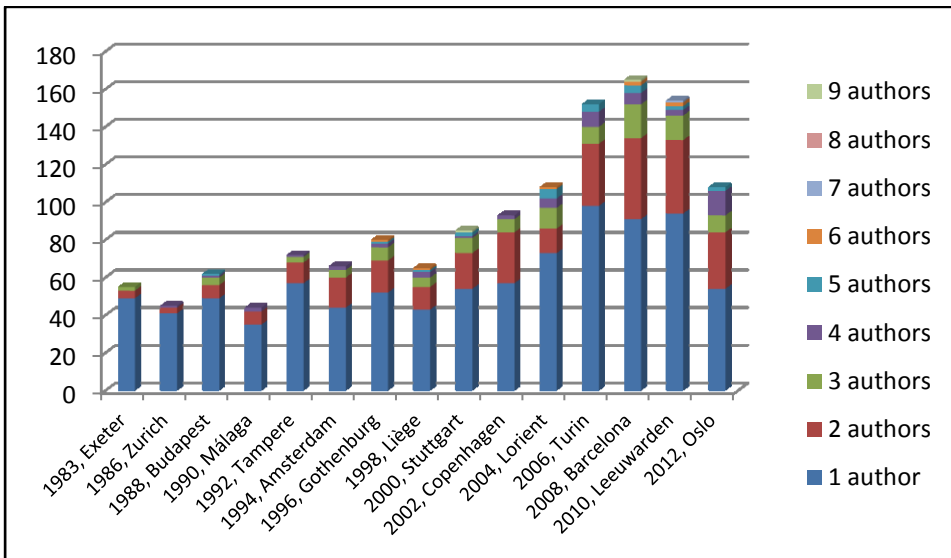


Figure 1: Papers per congress, showing number of authors per paper.

Clearly, the number of papers grew exponentially over the years, up to and including the 2008 congress, after which the number went down again, likely to a more manageable number (back to the level of the 2004 congress, with slightly over a hundred papers). In total, a massive 1 354 papers have been written so far.

In Figure 2 the same data is presented, but now expressed in percent. It can clearly be seen that the number of single-authored papers is steadily declining; in 2012 descending below the 50% level for the first time. The number of co-authors per paper indeed tends to grow with each new congress, with especially two, three and four co-authors becoming popular, and even two cases of nine authors in all (in 2000 and 2008). Here one dares suggest that lexicography is becoming ever more

complex, needing the input of more than one scholar, and especially the input from multiple disciplines.

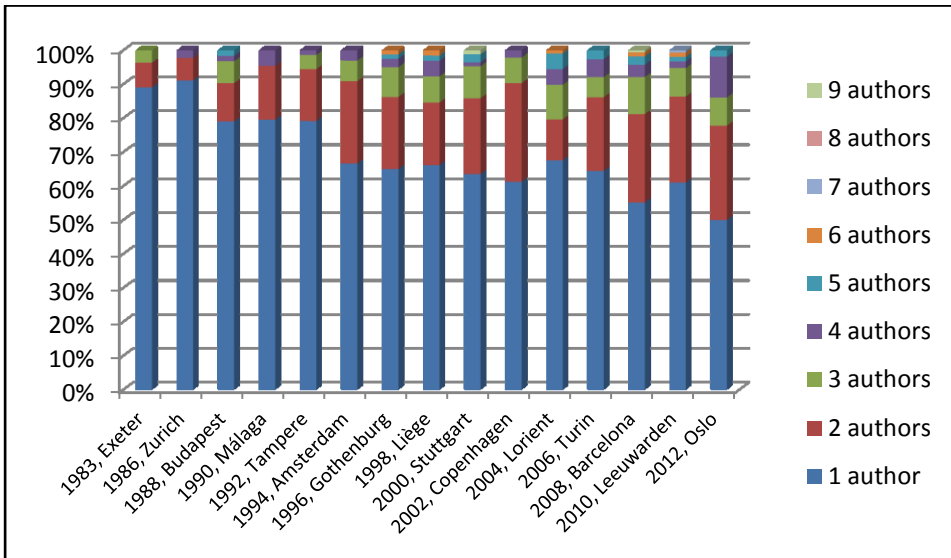


Figure 2: Papers per congress, with number of authors per paper in %.

Overall, there are 2 130 authors for the 1 354 papers written so far, and from Figure 3 it can be seen that the number of authors per paper rose — nearly linearly — from an average of about 1.1 three decades ago, to about 1.9 today. The average number of authors per paper nearly doubled.

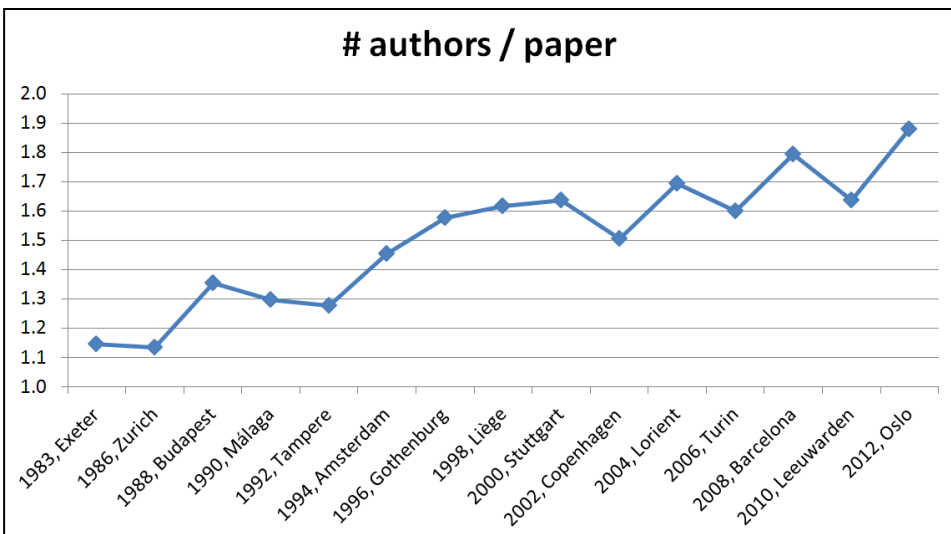


Figure 3: Average number of authors per paper at each congress.

A linked aspect is shown in Figure 4, which indicates that also the number of scholars who are involved in multiple papers at the same congress is on the rise. This is a phenomenon that started in 1994, where about 3% of the presenters were involved in multiple papers, a figure which has risen to over 10% today.

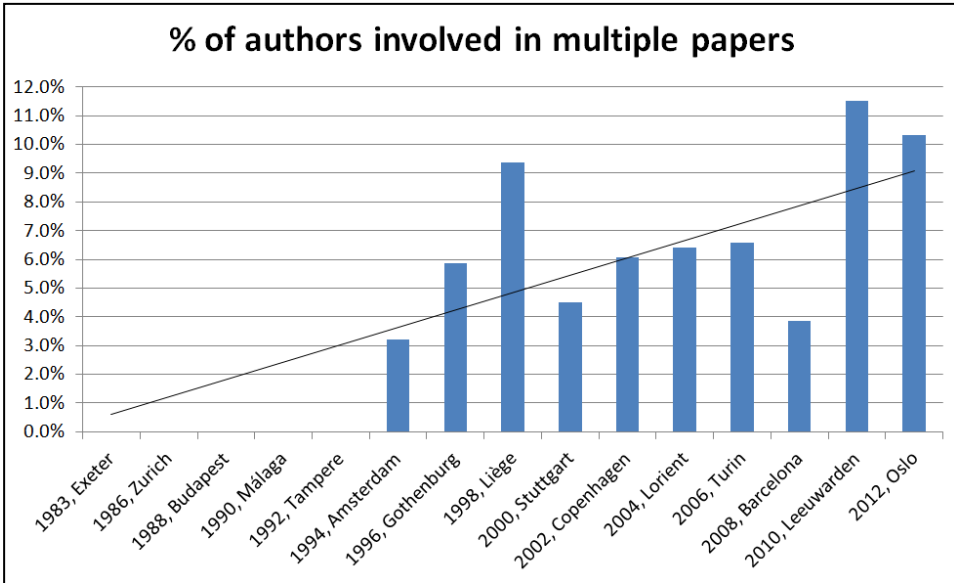


Figure 4: % of authors involved in multiple papers at each congress.

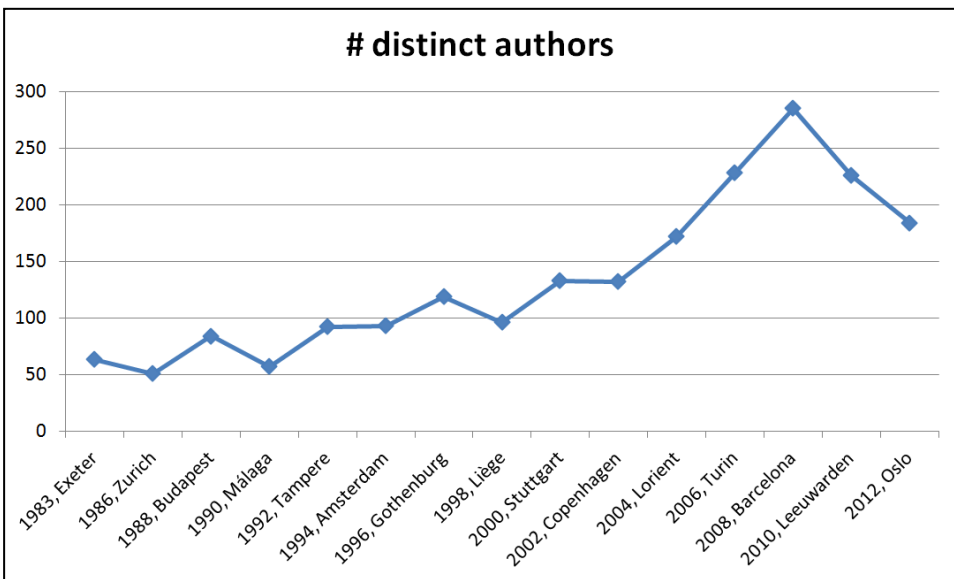


Figure 5: Number of distinct (i.e. unique) authors at each congress.

Given that ever more scholars co-write (and co-present) papers, the actual number of distinct (i.e. unique) authors is thus lower than 2 130. Figure 5 shows that number per congress. Over the years, this metric went from about 50 (in 1983) to nearly 300 (in 2008), and is now back at about 200 authors (in 2012). Still an impressive number.

EURALEX congresses are not isolated events, but truly part of a series, and loyal and even very loyal colleagues do join in with papers time and again. A study of all authors, across all fifteen congresses, reveals that a grand total of 1 371 distinct scholars have written papers for EURALEX over the the past three decades. 1 030 were involved in just one paper, 183 were involved in two papers, 69 in three papers, etc. And the maximum? One colleague each was involved in no less than 11 papers, one in 12, one in 15, and the very maximum, one in a staggering 19 papers. The distribution is clearly Zipfian, as shown in Figure 6.

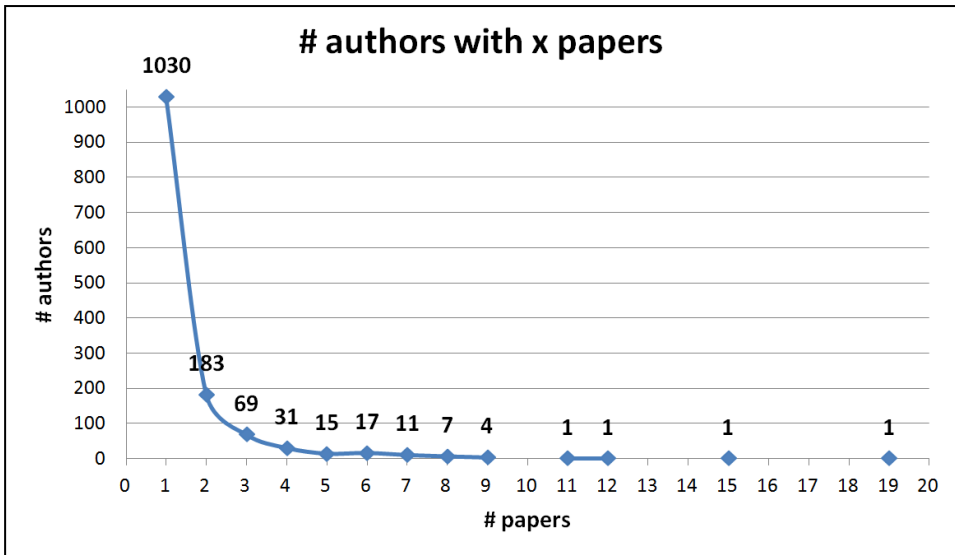


Figure 6: Number of authors with x papers, across all congresses.

The list of these returning authors is shown in Table 2, which is colour-coded for easy reading, and limited to those authors involved in at least six papers. To the insider, it will of course not really come as a surprise to see that Ulrich Heid, Adam Kilgarriff, Patrick Hanks and Thierry Fontenelle top this list. Each of them has become synonymous with major developments in the field at large, and it is gratifying to see their devotion to EURALEX. All other scholars listed in Table 2 are most certainly ‘must-reads’ as well.

Table 2: Author returns across the various congresses (with > 5 papers).

Author	Papers	1983	1986	1988	1990	1992	1994	1996	1998	2000	2002	2004	2006	2008	2010	2012
		Heid, Ulrich	19		1	1		2	2	2	1	1	2	1	1	2
Kilgarriff, Adam	15					1	1	1	1	1	1	2	2	3	2	
Hanks, Patrick	12		1	1					1	2		1	1	2	2	1
Fontenelle, Thierry	11				1	1	1	2	1	1	1	1	1			
Calzolari, Nicoletta	9	1	1	1		1	1	2	2							
de Schryver, Gilles-Maurice	9									1	1	3	1	2		1
DeCesaris, Janet	9								1	1	1	1	2	1	1	1
Verlinde, Serge	9					1	1	2		2	1	1			1	
Abel, Andrea	8								1	1	1	1	1	2	1	1
Atkins, B. T. Sue	8			1	1			2			1		1		2	
Binon, Jean	8				1	1		2		1	1	1			1	
Picchi, Eugenio	8	1	1		1	1	2	1					1			
Prinsloo, Daan J.	8									1	1	1	1	2	1	1
Rundell, Michael	8	1					1				1		1	1	2	1
ten Hacken, Pius	8				1					1	2		1	1	1	1
Bogaards, Paul	7				1	1		1		1	1		1	1		
Braasch, Anna	7						1			1	1	1	1	1	1	
Čermák, František	7						1		1	1	1		1	1	1	
Dobrovol'skij, Dmitrij O.	7					1				1	1	1	1	1	1	
Gouws, Rufus H.	7	1								1		1	2	1	1	
Lew, Robert	7									2	1	1	1	1	1	
Martin, Willy	7			1	1	1		1			2		1			
Moon, Rosamund	7	1			1		1	1	1	1	1					
Swanepoel, Piet H.	7				1	1	1		1	1			1		1	
van der Meer, Geart	7						1	1	1	1	1	1	1			
Varantola, Krista	7				1	1		2	1		2					
Artola Zubillaga, Xabier	6				1			1		1		2			1	
Battaner, María Paz	6									1	1	1	1	1		1
Hartmann, Reinhard R. K.	6			1	1	1	1			1				1		
Kernerman, Ari (Lionel)	6						1	1		1			1	1	1	
Knowles, Francis E. (Frank)	6	1	1	1	1		1	1								
Krek, Simon	6												2	2	2	
L'Homme, Marie-Claude	6							1	1	1	1	1				1
Marello, Carla	6	1			1								1	1	1	1
Meyer, Ingrid	6				1	1	1	2	1							
Montemagni, Simonetta	6				1	2	1	1					1			
Pajzs, Júlia	6			1					1	1	1	1			1	
Roventini, Adriana	6	1	1		1		1	1	1							
Rychlý, Pavel	6									1		1	1	2		1
Sköldberg, Emma	6												1	1	2	2
Trap-Jensen, Lars	6							1			1	1	1	1	1	
Veisbergs, Andrejs	6							1		1	1	1	1			1
Williams, Geoffrey C.	6										1		1	1	1	2

EURALEX would not be a *European Association for Lexicography* if it didn't welcome papers in languages other than English. Nine languages have been used for the 1 354 papers to date: 1 099 were in English (81.2%), 92 in French (6.8%), 62 in German (4.6%), 50 in Spanish (3.7%), 31 in Italian (2.3%), 10 in Russian (0.7%), 6 in Portuguese (0.4%), 3 in Catalan (0.2%), and a single one in Finnish (0.1%).

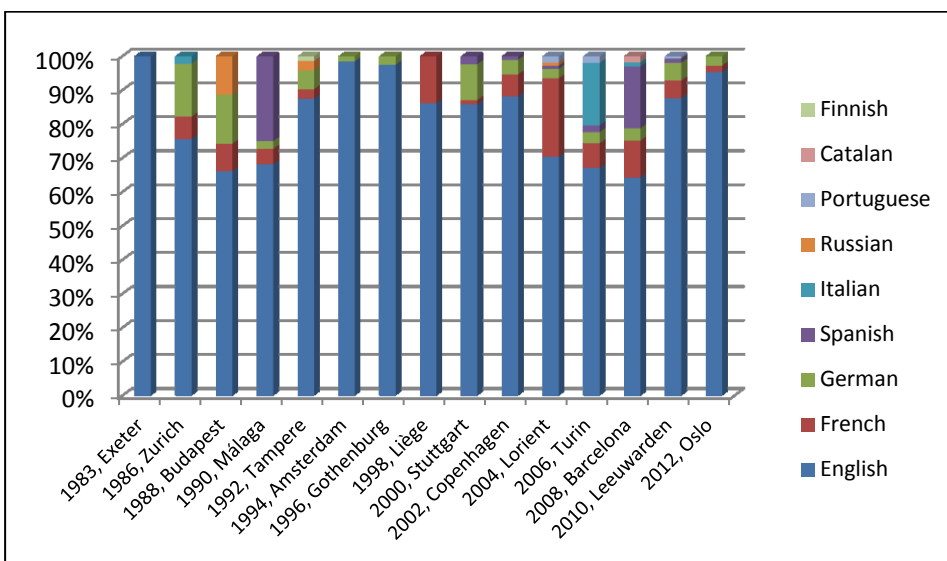


Figure 7: Languages of papers, in % per congress.

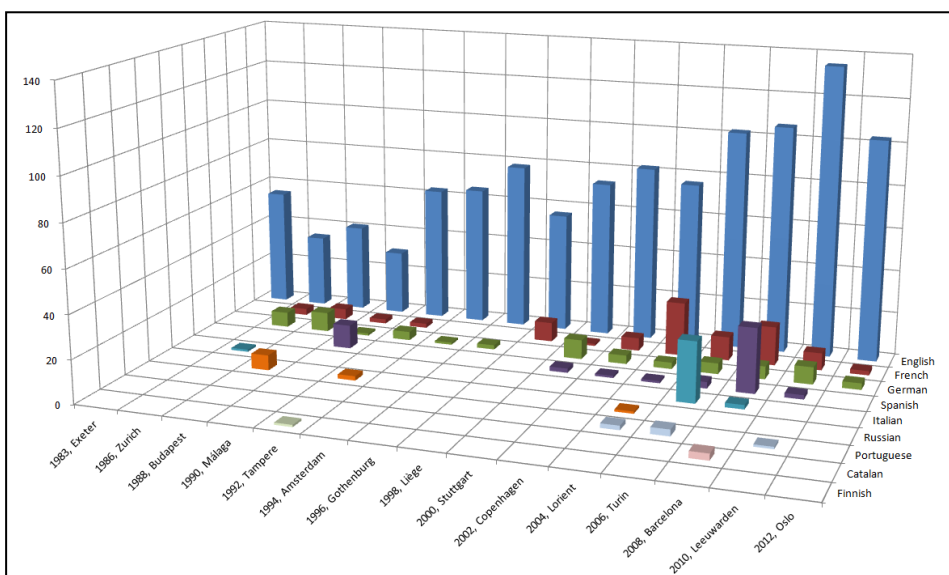


Figure 8: Languages of papers, actual number per congress.

Figure 7 shows the distribution expressed in percent per congress, while Figure 8 shows the actual number of papers per language and per congress in a three-dimensional view. EURALEX congresses clearly seem to act as a magnet for local researchers, turning EURALEX congresses in combined international and national gatherings as they move around the continent. Witness the surge of papers in Spanish in Málaga (1990) and Barcelona (2008), French in Liège (1998) and Lorient (2004), German in Stuttgart (2000), and Italian in Turin (2006). Or the papers in German, French and Italian in Zurich (1986), and even the inclusion of Russian and Finnish in Tampere (1992). The papers in German and Russian in Budapest (1988) were a smart move by the then EURALEX board to open up the Association to the East, a move with positive repercussions to this date. Simultaneously, these figures tell us something about northern Europeans as well, as they are clearly very comfortable in someone else's language: the Dutch in Amsterdam (1994) and Leeuwarden (2010), the Swedes in Gothenburg (1996), the Danes in Copenhagen (2002), and the Norwegians in Oslo (2012). Most of them use English. In Exeter (1983), English was the sole language.

A final aspect that may be extracted from the EURALEX metadata database concerns the affiliations (typically one, sometimes more) of the various authors. In the interest of space, these will be limited to the countries of the affiliations listed for each author. Overall, a total of 2 157 affiliations have been mentioned so far, and the country distribution is as shown in Table 3. Quite surprisingly, the top two spots are for Spain and Italy. But then, given the very large number of papers presented in Barcelona (2008) and Turin (2006), this can be (partly) explained after all.

Table 3: Country distribution of the affiliations for all authors.

Region	Sub-region	Country	Papers	%
Europe	Southern Europe	Spain	222	10.29%
Europe	Southern Europe	Italy	199	9.23%
Europe	Northern Europe	United Kingdom	192	8.90%
Europe	Western Europe	Germany	179	8.30%
Europe	Western Europe	The Netherlands	141	6.54%
Europe	Western Europe	France	127	5.89%
America	North America	USA	100	4.64%
Europe	Western Europe	Belgium	86	3.99%
Europe	Eastern Europe	Russia	75	3.48%
Europe	Northern Europe	Denmark	71	3.29%
America	North America	Canada	63	2.92%
Europe	Northern Europe	Sweden	62	2.87%
Europe	Eastern Europe	Czech Republic	57	2.64%
Africa	Southern Africa	South Africa	49	2.27%

Europe	Eastern Europe	Poland	49	2.27%
Asia	East Asia	Japan	37	1.72%
Europe	Western Europe	Switzerland	36	1.67%
Europe	Western Europe	Austria	35	1.62%
Europe	Eastern Europe	Hungary	32	1.48%
Europe	Northern Europe	Ireland	30	1.39%
Europe	Southern Europe	Slovenia	27	1.25%
Europe	Northern Europe	Norway	26	1.21%
Europe	Northern Europe	Finland	25	1.16%
Europe	Northern Europe	Estonia	24	1.11%
Europe	Southern Europe	Portugal	20	0.93%
Asia	East Asia	South Korea	19	0.88%
Asia	West Asia	Israel	18	0.83%
Europe	Eastern Europe	Romania	17	0.79%
Europe	Northern Europe	Latvia	16	0.74%
Oceania	Australasia	Australia	15	0.70%
Europe	Southern Europe	Greece	15	0.70%
America	South America	Brazil	11	0.51%
America	North America	Mexico	11	0.51%
Europe	Southern Europe	Cyprus	9	0.42%
Asia	East Asia	Hong Kong	7	0.32%
Europe	Eastern Europe	Bulgaria	6	0.28%
Europe	Southern Europe	Croatia	6	0.28%
America	Caribbean	Cuba	6	0.28%
Europe	Northern Europe	Lithuania	5	0.23%
Europe	Eastern Europe	Slovakia	5	0.23%
Asia	South Asia	Pakistan	4	0.19%
Asia	East Asia	China	2	0.09%
Asia	West Asia	Georgia	2	0.09%
Asia	West Asia	Kuwait	2	0.09%
Europe	Western Europe	Luxembourg	2	0.09%
Africa	North Africa	Morocco	2	0.09%
Oceania	Australasia	New Zealand	2	0.09%
Europe	Eastern Europe	Ukraine	2	0.09%
Europe	Southern Europe	Albania	1	0.05%
America	Caribbean	Barbados	1	0.05%
Africa	North Africa	Egypt	1	0.05%
Europe	Northern Europe	Iceland	1	0.05%
Asia	West Asia	Iran	1	0.05%
Europe	Southern Europe	Serbia	1	0.05%
Asia	Southeast Asia	Singapore	1	0.05%
Africa	East Africa	Tanzania	1	0.05%
Africa	East Africa	Uganda	1	0.05%
			2 157	100.00%

Summarizing the data from Table 3 further, one arrives at the pie diagram shown in Figure 9, from which one sees that plainly 83.5% of all affiliations are European, which is satisfactory for a European Association, but also, and more importantly, that 16.5% are non-European, viz. 8.9% from the Americas, 4.3% from Asia, 2.5% from Africa, and 0.8% from Oceania.

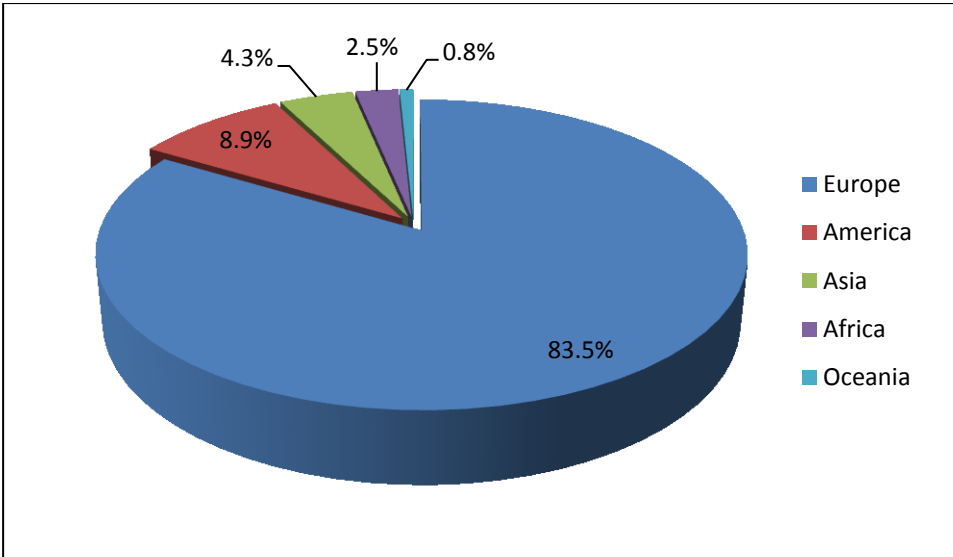


Figure 9: Region distribution of the affiliations for all authors.

Breaking this up per sub-region, Figure 10 is obtained.

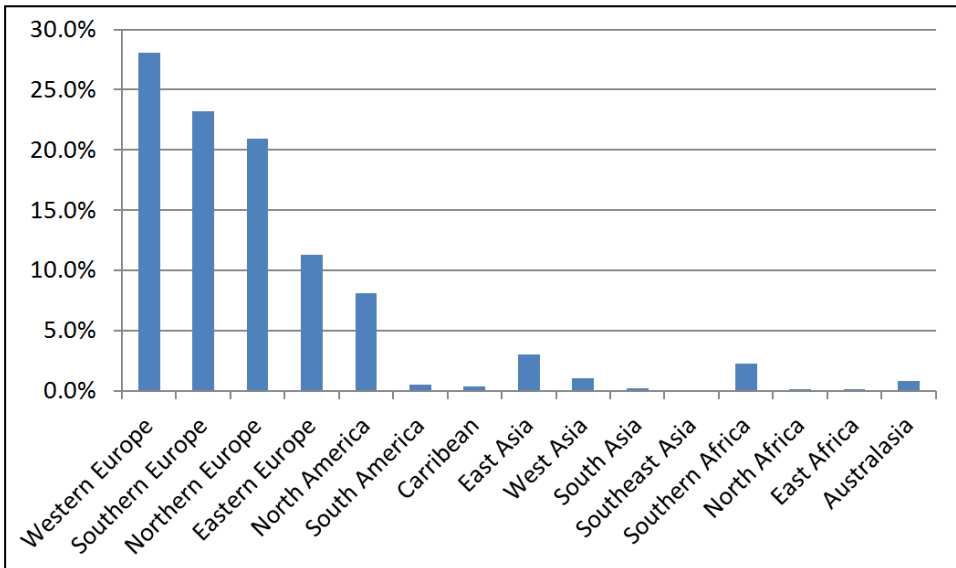


Figure 10: Sub-region distribution of the affiliations for all authors.

If one now wants to see when certain regions contributed what to a particular congress, then Figure 11 may be consulted. From it, one can for example confirm that the congresses in Lorient (2004), Turin (2006) and Barcelona (2008) indeed attracted a lot of colleagues from Southern

Europe, or that the Leeuwarden congress attracted more colleagues from Western Europe than ever before. Or, to focus on another continent, the run-up to 1994 (when South Africa officially shed apartheid) saw the arrival of relatively large numbers of South African colleagues, who have remained very loyal to this date.

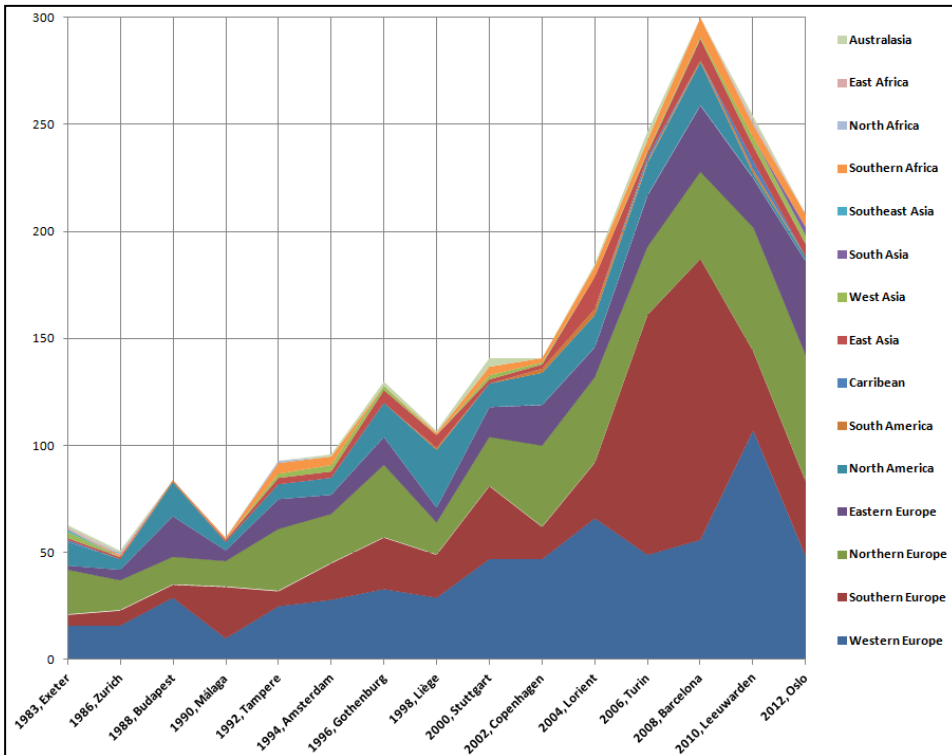


Figure 11: Sub-region contribution at each congress.

3. The EURALEX citation database

Not all papers make a lasting impact. Those that do, typically attract a number of citations over the years. Although this is not a substitute for inherent quality — after all, one can theoretically also and only refer to a paper merely to point out its infelicities — high citation counts typically correspond to satisfaction. Writing in 2012, the most convenient way to determine a paper’s citations is simply to query Google Scholar, which has only recently come out of beta. The EURALEX citation database was built for this purpose. In it all the necessary paper information and programming codes have been imbedded so as to extract the number of

cites for each paper at any given point in time. In what follows, the citation status in Google Scholar as reflected on 24 July 2012 is used. Needless to say, the Google Scholar database does *not* see everything (yet), so all values are minimum values. Given a congress paper first has to be published this section of the study looks at all the papers from the first fourteen congresses only. In all, there are 1 246 papers for this period, 668 (or thus 53.6%) of which have been cited at least once. The distribution across the congresses is not even, however. As may be expected, papers from the earlier congresses have had more time to attract a readership and thus have a better chance at being quoted. This trend is confirmed by the data, as shown in Figure 12.

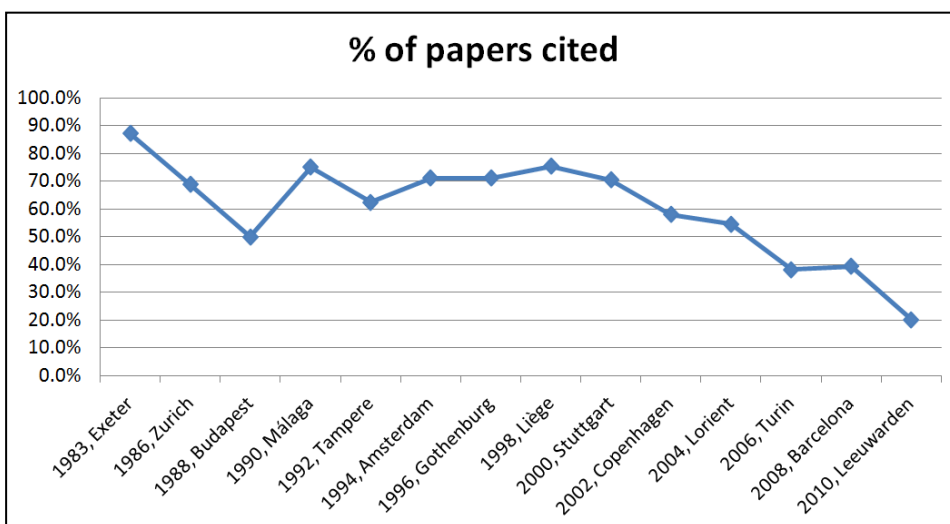


Figure 12: Percent of papers cited, per congress.

While as many as 87.3% of the papers from 1983 (Exeter) have been cited, only 20.1% of those from 2010 (Leeuwarden) have. In-between, the trend is to decline as one reaches the present.

Because more and more papers are presented at each new congress, however, the actual number of papers being quoted is actually rising, as may be seen from Figure 13. Between 1986 (Zurich) and 2008 (Barcelona) the number of quoted papers more than doubles, from 31 to 65. The drop for 2010 (Leeuwarden) is clearly the result of its proximity to the present: papers quoting material from 2010 need at least a year, typically more, to make it to publication (or even advance access) status.

The actual number of references to the first fourteen congresses adds up to 5 220 cites. Figure 14 shows the distribution per congress.

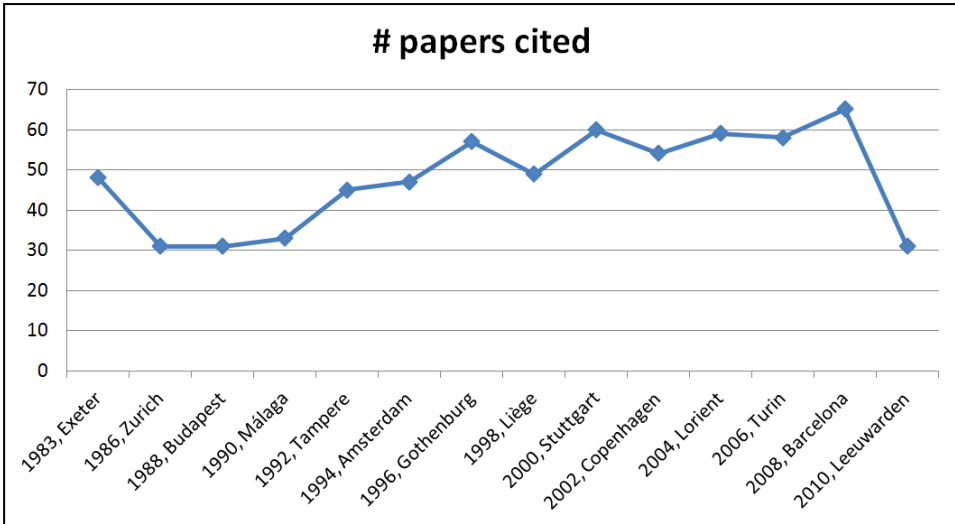


Figure 13: Number of papers cited, per congress.

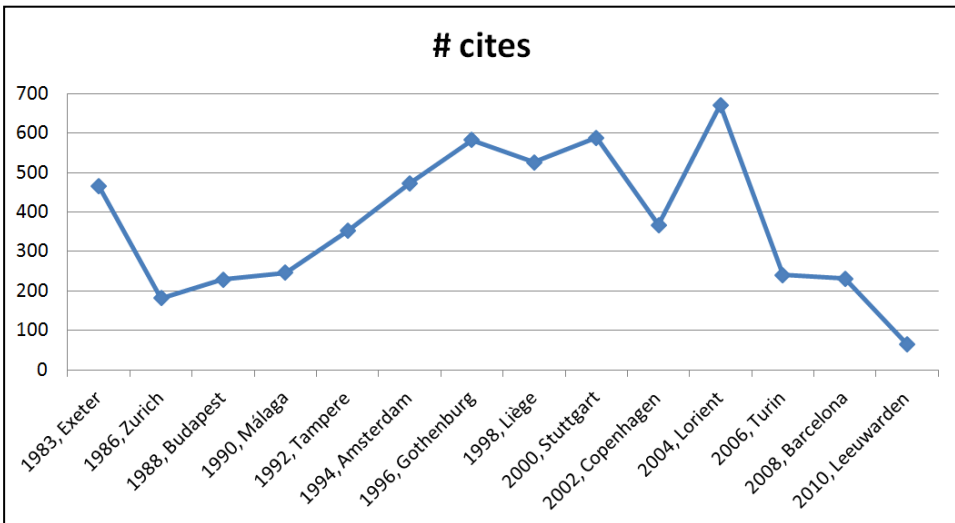


Figure 14: Number of cites, per congress.

In terms of overall cites, then, the 2004 (Lorient) congress made the biggest impact so far. Of course this may be (and *is*, see below, Table 14) the result of just a single very-high-impact paper.

A better way to study the data is therefore to look at the average number of references per paper presented at each congress. Here one expects to find a downward trend, but while the value is indeed highest in 1983 (8.5 cites per paper) and lowest in 2010 (0.4 cites per paper), the trend in-between is surprising, as shown in Figure 15.

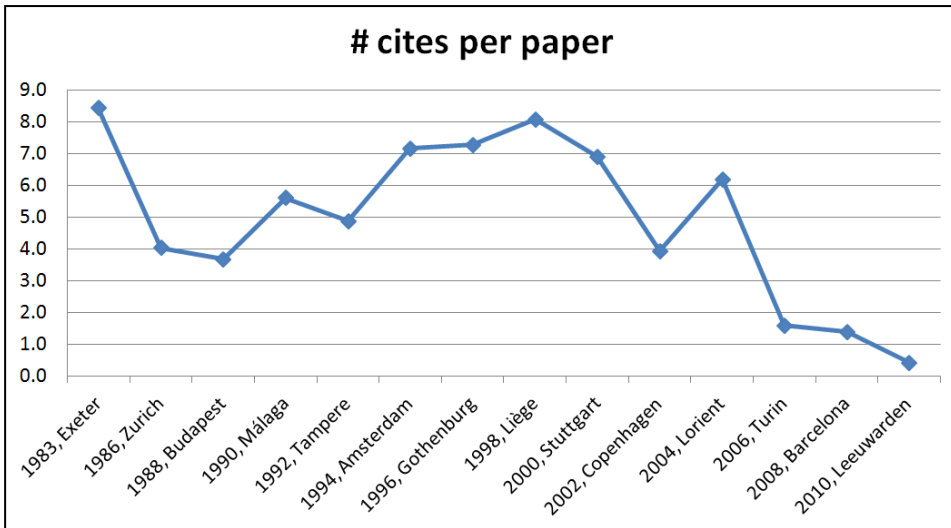


Figure 15: Average number of cites per paper at each congress.

What this graph reveals is that ‘the middle congresses’ — i.e. 1994 (Amsterdam), 1996 (Gothenburg), 1998 (Liège) and 2000 (Stuttgart) — have been the most successful in terms of ‘papers put in, citations got out’.

In order to put a face on the bleak statistics depicted in Figures 12 to 15, one can now pass in review the various papers that attracted many citations to date. Given the highest averages are close to nine in Figure 15, all papers with at least ten cites will be listed now, grouped per congress.²

Going through these lists, shown in Tables 4 through 17, it is clear that the sub-discipline of computational lexicography easily elbows out the more traditional aspects of the discipline. NLP topics especially, top the more recent lists, a trend set in motion at the 1992 (Tampere) congress, gaining strength at the 1994 (Amsterdam) and 1996 (Gothenburg) congresses, and unleashed in full as of the 1998 (Liège) congress. The congress organizers also need to be commended on their choice of keynote speakers, as many of the keynote papers (their number of cites are shaded in the tables below) became true classics. In analyzing these citation counts it is good to remember that we are not looking at data from the exact sciences, where top papers attract hundreds or even thousands of citations, but at a field where several dozen citations indicates excellence, and where a hundred or more citations is only given to a few. In addition to papers in English, the top-cited material also includes papers in Spanish, French and German.

Table 4: Top-cited papers from the 1st, 1983 (Exeter), congress.

Cites	Title	Author(s)
56	Translational equivalence in the bilingual dictionary	Zgusta, Ladislav
53	Studying dictionary use: some findings and proposals	Hatherall, Glyn
45	On the structure and contents of a general theory of lexicography	Wiegand, Herbert E.
33	'Active' and 'passive' bilingual dictionaries: The Ščerba concept reconsidered	Kromann, Hans-Peder; Riiber, Theis; Rosbach, Poul
27	The bilingual dictionary – help or hindrance?	Snell-Hornby, Mary
18	Methods of ordering senses within entries	Kipfer, Barbara A.
17	Lexicography as an academic subject	Sinclair, John M.
16	Terminology and the technical dictionary	Sager, Juan C.
13	EFL dictionaries – past achievements and present needs	Cowie, Anthony P.
13	The culture-bound element in bilingual dictionaries	Tomaszczyk, Jerzy
12	False friends invigorated	Hayward, Timothy; Moulin, André
12	The Historical Thesaurus of English	Kay, Christian J.
12	Towards a theory of lexicography: Principles and/vs. practice in modern English dictionaries	Stein, Gabriele
12	Sexism in dictionaries	Whitcut, Janet
11	Dictionaries and computers	Knowles, Francis E.
10	The language of explanation in monolingual dictionaries	Neubauer, Fritz

Table 5: Top-cited papers from the 2nd, 1986 (Zurich), congress.

Cites	Title	Author(s)
19	Trawling the language: Monitor corpora	Clear, Jeremy
17	The bilingual dictionary under review	Tomaszczyk, Jerzy
16	Changing the rules: Why the monolingual learner's dictionary should move away from the native-speaker tradition	Rundell, Michael
13	The treatment of multiword lexemes in some current dictionaries of English	Gates, Edward
12	The challenge of legal lexicography: Implications for bilingual and multilingual dictionaries	Šarčević, Susan
10	Time and idioms	Moon, Rosamund

Table 6: Top-cited papers from the 3rd, 1988 (Budapest), congress.

Cites	Title	Author(s)
59	Interim Report on the EURALEX/AILA Research Project Into Dictionary Use	Atkins, B. T. Sue; Knowles, Frank E.
27	User-Oriented in Dictionaries: 9 Propositions	Martin, Willy; Al, Bernard P. F.
19	The Function of Collocations in Dictionaries	Cop, Margaret
17	Rückläufiges Morphologisches Wörterbuch des Althochdeutschen	Bergmann, Rolf
14	From the Bilingual to the Monolingual Dictionary	Stein, Gabriele
11	General Dictionaries and Students of Translation: A Report on the Use of Dictionaries in the Translation Process	Starren, Peter; Thelen, Marcel
10	Zur (Un-)Verständlichkeit der lexikographischen Darstellung von Phraseologismen	Korhonen, Jarmo

Table 7: Top-cited papers from the 4th, 1990 (Málaga), congress.

Cites	Title	Author(s)
28	Fact and Fiction of the Bilingual Dictionary	Neubert, Albrecht
19	El caminar del Diccionario Académico	Alvar López, Manuel
17	Database Models for Computational Lexicography	Boguraev, Branimir K.; Briscoe, Ted; Carroll, John; Copestake, Ann
12	El concepto de nomenclatura	Ayala Castro, Marta Concepción
12	Tratamiento de las colocaciones del tipo A+S/S+A en diccionarios bilingües y monolingües (español-inglés)	Corpas Pastor, Gloria
11	Notas en contribución a la historia de la lexicografía española monolingüe del siglo XIX	Baquero Mesa, Rosario
11	Los diccionarios de uso del último decenio (1980-1990): estudio crítico	Hernández, Humberto
11	Linguistic motivation and its lexicographical application	Swanepoel, Piet H.
10	La lexicografía bilingüe desde Nebrija a Oudin	Guerrero Ramos, Gloria
10	On the organization of semantic data in passive bilingual dictionaries	Martin, Willy

Table 8: Top-cited papers from the 5th, 1992 (Tampere), congress.

Cites	Title	Author(s)
73	Systematic polysemy in lexicology and lexicography	Nunberg, Geoffrey; Zaenen, Annie
32	COGNITERM: An experiment in building a terminological knowledge base	Meyer, Ingrid; Bowker, Lynne; Eck, Karen
25	Collocation acquisition from a corpus or from a dictionary: a comparison	Fontenelle, Thierry
25	Corpus-based versus lexicographer examples in comprehension and production of new words	Laufer, Batia
16	Monitoring dictionary use	Nuccorini, Stefania
13	Principles for encoding machine readable dictionaries	Ide, Nancy; Véronis, Jean; Warwick-Armstrong, Susan; Calzolari, Nicoletta
12	Dictionary examples: friends or foes?	Minaeva, Ludmila

Table 9: Top-cited papers from the 6th, 1994 (Amsterdam), congress.

Cites	Title	Author(s)
82	Corpus-Derived First, Second and Third-Order Word Affinities	Grefenstette, Gregory
71	On Ways Words Work Together – Topics in Lexical Combinatorics	Heid, Ulrich
31	Monolingual, Bilingual and ‘Bilingualised’ Dictionaries: Which are More Effective, for What and for Whom?	Laufer, Batia; Melamed, Linor
30	Pocket Electronic Dictionaries and their Use	Taylor, Andrew; Chan, Adelaide
28	Phraseme Analysis and Concept Analysis: Exploring a Symbiotic Relationship in the Specialized Lexicon	Meyer, Ingrid; Mackintosh, Kristen
18	The Use of Parallel Text Corpora in the Generation of Translation Equivalents for Bilingual Lexicography	Hartmann, Reinhard R. K.
16	Statistical Tools for Corpus Analysis: A Tagger and Lemmatizer for Italian	Picchi, Eugenio

15	A Description of Texts in a Corpus: 'Virtual' and 'Real' Corpora	Holmes-Higgin, Paul; Ahmad, Khurshid; Abidi, Syed Sibte Raza
14	On Dictionary Misuse	Nuccorini, Stefania
13	A Semi-Polymorphic Approach to the Interpretation of Adjectival Constructions: A Cross-Linguistic Perspective	Bouillon, Pierrette; Viegas, Evelyne
13	The Myth of Completeness and Some Problems with Consistency (The Role of Frequency in Deciding What Goes in the Dictionary)	Kilgarriff, Adam
13	The Effect of Language Background and Culture on Productive Dictionary Use	Nesi, Hilary
10	Semantic Dictionary as a Lexical Database	Kustova, G. I.; Paducheva, E. V.
10	Towards an Efficient Representation of Restricted Lexical Cooccurrence	Mel'čuk, Igor A.; Wanner, Leo
10	The Dictionary User as Decision Maker	Varantola, Krista

Table 10: Top-cited papers from the 7th, 1996 (Gothenburg), congress.

Cites	Title	Author(s)
102	COMLEX Syntax: An On-Line Dictionary for Natural Language Processing	Macleod, Catherine; Grishman, Ralph; Meyers, Adam
65	Bilingual Dictionaries: Past, Present and Future	Atkins, B. T. Sue
39	EUSLEM: A Lemmatiser/Tagger for Basque	Aduriz, Itziar; Aldezabal, Izaskun; Alegria, Iñaki; Artola, Xabier; Ezeiza, Nerea; Urizar, Ruben
38	Making Sense of Corpus Data: a Case Study	Atkins, B. T. Sue; Levin, Beth; Song, Grace
37	Right or Wrong: Combining Lexical Resources in the EuroWordNet Project	Vossen, Piek
26	Corpus Similarity and Homogeneity via Word Frequency	Kilgarriff, Adam; Salkie, Raphael
22	Standardization of the Complement/Adjunct Distinction	Meyers, Adam; Macleod, Catherine; Grishman, Ralph
20	The Expression of Definitions in Specialised Texts: a Corpus-based Analysis	Pearson, Jennifer
16	Data, Description, and Idioms in Corpus Lexicography	Moon, Rosamund
14	OMBI: An Editor for Constructing Reversible Lexical Databases	Martin, Willy; Tamm, Anne
13	Grundfragen der Fachlexikographie	Bergenholtz, Henning
12	Lexicographical Aspects of Health Metaphors in Financial Text	Knowles, Francis
11	Comparing Bilingual Dictionaries with a Parallel Corpus	Dickens, Alison; Salkie, Raphael
11	Example-based Word Sense Disambiguation: a Paradigm-driven Approach*	Montemagni, Simonetta; Federici, Stefano; Pirrelli, Vito
10	The DECIDE Project: Multilingual Collocation Extraction	Grefenstette, Gregory; Heid, Ulrich; Schulze, Bruno Maximilian; Fontenelle, Thierry; Gera, Claire
10	Creating a Multilingual Data Collection for Bilingual Lexicography from Parallel Monolingual Lexicons	Heid, Ulrich
10	English Learners' Dictionaries: How Much do we Know about their Use?	Kernerman, Lionel

Table 11: Top-cited papers from the 8th, 1998 (Liège), congress.

Cites	Title	Author(s)
130	SENSEVAL: An Exercise in Evaluating Word Sense Disambiguation Programs	Kilgarriff, Adam
102	NOMLEX: a lexicon of nominalizations	Macleod, Catherine; Grishman, Ralph; Meyers, Adam; Barrett, Leslie; Reeves, Ruth
33	Towards a corpus-based dictionary of German noun-verb collocations	Heid, Ulrich
21	Scanning long entries in learner's dictionaries	Bogaards, Paul
18	Methods for quality assurance in semi-automatic lexicon acquisition from corpora	Eckle-Kohler, Judith
15	Enthusiasm and Condescension	Hanks, Patrick
12	The Future of Linguistics and Lexicographers: Will there be Lexicographers in the year 3000?	Grefenstette, Gregory
11	Teaching dictionary skills in the classroom	Chi, Man Lai Amy
11	A corpus-based study of Italian idiomatic phrases: from citation forms to 'real-life' occurrences	Cignoni, Laura; Coffey, Stephen
10	Computational Metalexigraphy in Practice – Corpus-based support for the revision of a commercial dictionary	Docherty, Vincent J.; Heid, Ulrich

Table 12: Top-cited papers from the 9th, 2000 (Stuttgart), congress.

Cites	Title	Author(s)
105	Towards a theoretically-motivated general public dictionary of semantic derivations and collocations for French	Polguère, Alain
36	ELDIT – A Prototype of an Innovative Dictionary	Abel, Andrea; Weber, Vanessa
35	A Formal Model of Dictionary Structure and Content	Ide, Nancy; Kilgarriff, Adam; Romary, Laurent
33	Electronic Dictionaries in Second Language Vocabulary Comprehension and Acquisition: the State of the Art	Nesi, Hilary
31	Electronic dictionaries and incidental vocabulary acquisition: does technology make a difference?	Laufer, Batia
26	Morphy – German Morphology, Part-of-Speech Tagging and Applications	Lezius, Wolfgang
25	IMSLex – Representing Morphological and Syntactic Information in a Relational Database	Lezius, Wolfgang; Dipper, Stefanie; Fitschen, Arne
19	Specialized Lexical Combinations: Should they be described as Collocations or in Terms of Selectional Restrictions?	L'Homme, Marie-Claude; Bertrand, Claudine
17	Looking for lexical gaps	Bentivogli, Luisa; Pianta, Emanuele
17	Dictionary-Making Process with 'Simultaneous Feedback' from the Target Users to the Compilers	de Schryver, Gilles-Maurice; Prinsloo, Daan J.
16	Empirical Implications on Lexical Association Measures	Krenn, Brigitte
14	Extraction of semantic relations from a Basque monolingual dictionary using Constraint Grammar	Agirre, E.; Ansa, O.; Arregi, X.; Artola, X.; Díaz De Ilarraza, A.; Lersundi, M.; Martínez, D.; Sarasola, K.; Urizar, R.

14	Contributions of Lexicography and Corpus Linguistics to a Theory of Language Performance	Hanks, Patrick
13	Cambridge Dictionaries Online	Harley, Andrew
11	The onomasiological dictionary: a gap in lexicography	Sierra, Gerardo
10	Adding Electronic Value. The electronic version of the Grote Van Dale	Geeraerts, Dirk

Table 13: Top-cited papers from the 10th, 2002 (Copenhagen), congress.

Cites	Title	Author(s)
50	Lexical Profiling Software and its Lexicographic Applications – a Case Study	Kilgarriff, Adam; Rundell, Michael
41	The FrameNet Database and Software Tools	Ruppenhofer, Josef; Baker, Collin F.; Fillmore, Charles J.
21	Evaluating Verb Subcategorisation Frames learned by a German Statistical Grammar against Manual Definitions in the Duden Dictionary	Schulte im Walde, Sabine
18	Le DAFLES, un nouveau dictionnaire électronique pour apprenants du français	Selva, Thierry; Verlinde, Serge; Binon, Jean
14	Collocational Information in the FrameNet Database	Ruppenhofer, Josef; Baker, Collin F.; Fillmore, Charles J.
14	The Project of Korpus 2000 Going Public	Skovgaard Andersen, Mette; Asmussen, Helle; Asmussen, Jørg
13	Verb Constructions in Learners' Dictionaries	Bogaards, Paul; van der Kloot, Willem A.
12	Then and Now: Competence and Performance in 35 Years of Lexicography	Atkins, B. T. Sue
10	The Gate to Knowledge in a Multilingual Specialized Dictionary: Using Lexical Functions for Taxonomic and Partitive Relations	Dancette, Jeanne; L'Homme, Marie-Claude

Table 14: Top-cited papers from the 11th, 2004 (Lorient), congress.

Cites	Title	Author(s)
349	The Sketch Engine	Kilgarriff, Adam; Rychlý, Pavel; Smrz, Pavel; Tugwell, David
28	On how electronic dictionaries are really used	de Schryver, Gilles-Maurice; Joffe, David
22	TshwaneLex, a state-of-the-art dictionary compilation program	Joffe, David; de Schryver, Gilles-Maurice
21	Pour une modélisation dynamique des collocations dans les textes	Tutin, Agnès
20	Corpus pattern analysis	Hanks, Patrick
20	A tool for Multi-word collocation extraction and visualization in Multilingual Corpora	Seretan, Violeta; Nerima, Luka; Wehrli, Eric
16	Comparing the UCREL semantic annotation scheme with lexicographical taxonomies	Archer, Dawn; Rayson, Paul; Piao, Scott; McEnery, Tony
12	The Danish Dictionary at large: presentation, problems and perspectives	Lorentzen, Henrik
12	Reframing FrameNet Data	Petruck, Miriam R. L.; Fillmore, Charles J.; Baker, Collin F.; Ellsworth, Michael; Ruppenhofer, Josef

11	High frequency words: the <i>bête noire</i> of lexicographers and learners alike. A close look at the verb <i>make</i> in five monolingual learners' dictionaries of English	De Cock, Sylvie; Granger, Sylviane
11	A proposed standard for the lexical representation of idioms	Odiijk, Jan
10	Sélection de termes dans un dictionnaire d'informatique : comparaison de corpus et critères lexico-sémantiques	L'Homme, Marie-Claude

Table 15: Top-cited papers from the 12th, 2006 (Turin), congress.

Cites	Title	Author(s)
28	Linking Images and Words: the description of specialized concepts	Faber, Pamela; Araúz, Pilar León; Prieto Velasco, Juan Antonio; Reimerink, Arianne
18	WebBootCaT: a Web Tool for Instant Corpora	Baroni, Marco; Kilgarriff, Adam; Pomikálek, Jan; Rychlý, Pavel
16	A Model for a Multifunctional Dictionary of Collocations	Heid, Ulrich; Gouws, Rufus H.
15	More than one Way to Skin a Cat: Why Full-Sentence Definitions Have not Been Universally Adopted	Rundell, Michael
12	ELEXIKO – A lexical and lexicological, corpus-based hypertext information system at the Institut für Deutsche Sprache, Mannheim	Klosa, Annette; Schnörch, Ulrich; Storjohann, Petra
11	Elexbi, a Basic Tool for Bilingual Term Extraction from Spanish-Basque Parallel Corpora	Gurrutxaga, A.; Saralegi, X.; Ugartetxea, S.; Alegria, Iñaki
10	A Large-Scale Extension of VerbNet with Novel Verb Classes	Kipper, Karin; Korhonen, Anna; Ryant, Neville; Palmer, Martha

Table 16: Top-cited papers from the 13th, 2008 (Barcelona), congress.

Cites	Title	Author(s)
48	GDEX: Automatically Finding Good Dictionary Examples in a Corpus	Kilgarriff, Adam; Husák, Miloš; McAdam, Katy; Rundell, Michael; Rychlý, Pavel
14	Lexical Patterns: from Hornby to Hunston and beyond	Hanks, Patrick
13	Border Conflicts: FrameNet Meets Construction Grammar	Fillmore, Charles J.
7	From the Definitions of the Trésor de la Langue Française to a Semantic Database of the French Language	Barque, Lucie; Nasr, Alexis; Polguère, Alain

Table 17: Top-cited papers from the 14th, 2010 (Leeuwarden), congress.

Cites	Title	Author(s)
7	A Quantitative Evaluation of Word Sketches	Kilgarriff, Adam; Kovár, Vojtech; Krek, Simon; Srdanovic, Irena; Tiberius, Carole
6	Monitoring Dictionary Use in the Electronic Age	Verlinde, Serge; Binon, Jean
3	Database of ANalysed Texts of English (DANTE): the NEID database project	Atkins, B. T. Sue; Kilgarriff, Adam; Rundell, Michael
3	TTC: Terminology Extraction, Translation Tools and Comparable Corpora	Blancafart, Helena; Daille, Béatrice; Gornostay, Tatiana;

		Heid, Ulrich; Mechoulam, Claude; Sharoff, Serge
3	Improving the representation of word-formation in multilingual lexicographic tools: the MuLeXFoR database	Cartoni, Bruno; Lefer, Marie-Aude
3	One, Two, Many: Customization and User Profiles in Internet Dictionaries	Trap-Jensen, Lars

4. The EURALEX proceedings corpus

The EURALEX proceedings corpus — that is the full-text corpus of all the papers and editorial material of the fifteen EURALEX congresses to date — contains close to five million running words. The breakdown per congress may be seen in Table 18, which also includes information on the number of files in each congress sub-corpus, as well as, within that, information on the number of papers and editorial materials in English, and tokens and types for these. The English part is about 4 million words strong, with 146 thousand distinct words. The reason for singling out the English component in the present section of the study is that the idea is to study trends based on keywords. This is done for one language, English, as there is simply not enough data with a good distribution for the other languages (cf. Figures 7 and 8).³

Table 18: Congress sub-corpora of the EURALEX proceedings corpus.

No.	Year	City	Files	Tokens	Engl. papers	Engl. ed material	Engl. tokens	Engl. types
1	1983	Exeter	64	174,869	55	9	174,869	16,593
2	1986	Zurich	58	158,126	34	11	122,064	14,036
3	1988	Budapest	76	214,127	41	14	154,608	15,627
4	1990	Málaga	57	208,130	30	11	133,602	16,157
5	1992	Tampere	85	251,985	63	12	229,993	21,150
6	1994	Amsterdam	70	223,759	65	4	222,217	19,172
7	1996	Gothenburg	92	248,985	78	10	235,369	19,504
8	1998	Liège	81	269,827	56	13	230,003	18,549
9	2000	Stuttgart	106	308,516	73	20	257,766	18,508
10	2002	Copenhagen	95	343,779	82	1	288,952	27,193
11	2004	Lorient	111	382,990	76	1	262,706	24,863
12	2006	Turin	154	486,118	102	1	327,133	32,464
13	2008	Barcelona	165	650,276	106	0	406,818	25,396
14	2010	Leeuwarden	154	592,694	135	0	510,348	30,482
15	2012	Oslo	107	355,734	102	0	336,855	25,331
			1 475	4,869,915	1 098	107	3,893,303	145,881

In order to determine the keywords in the (English section of the) EURALEX proceedings corpus, that corpus was compared to the 100-

million-word BNC. More specifically, the frequencies of all types in the EURALEX proceedings corpus and the frequencies of all types in the BNC were cross-tabulated, and overall ‘keyness values’ calculated using the log-likelihood statistic, with minimum frequency set at 3, and maximum probability at 0.000001. About 15 thousand types were found to be ‘key’ (i.e. positively outstanding) in the EURALEX proceedings corpus. After deleting the types that are merely the result of the academic register used in the proceedings, the first 1 000 were studied in detail. For each of these 1 000 keywords, the frequency in each of the fifteen congress sub-corpora was determined. In order to be able to compare the frequencies across the congress sub-corpora the frequencies were normalised to show number of occurrences per 100 thousand words. The result of this analysis is shown in the Addendum, which forms the core of the ensuing discussion.

The possible uses of the data shown in the Addendum are many and varied, and only a small selection will be presented here. The interested reader is invited to look at the keywords not covered, guided by their interest in certain topics. To begin with, however, a true EURALEX classic: How have the Big Five (initially Big Four) monolingual learners’ dictionaries (MLDs) fared over the past few decades at EURALEX congresses? This question is answered in Figure 16.

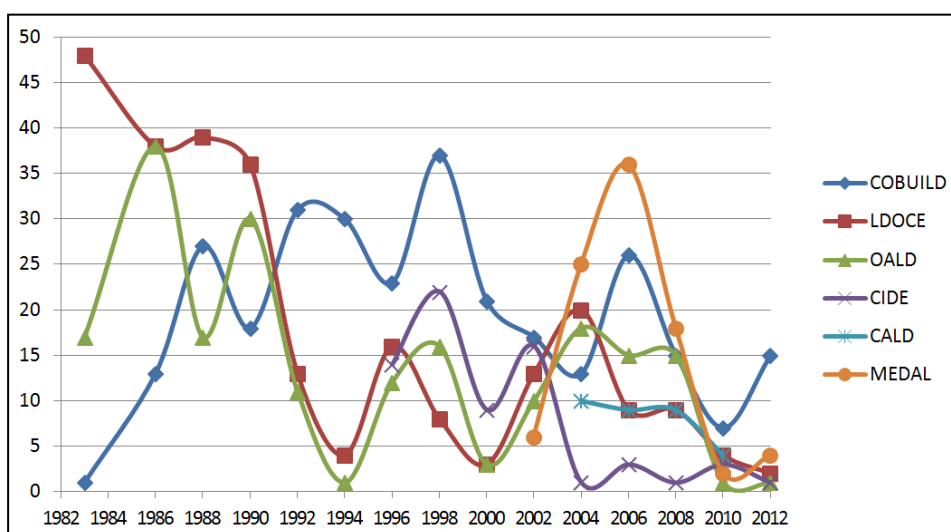


Figure 16: Trend for the Big Five monolingual learners’ dictionaries.

At the start of the 1980s LDOCE ruled the proceedings, but lost its lustre with time. OALD followed a largely similar path. COBUILD, on the

other hand, started to make noise even before their first product came out (in 1987), continued to attract ever more attention, and even though interest has somewhat waned, it remains by far the most talked about and most-studied MLD. CIDE enters the EURALEX scene in 1996 (their first edition came out in 1995), but quickly lost a following. The rebranding to CALD didn't help. MEDAL (first published in 2002) had a rocket start, becoming the most popular MLD in 2006, but it too has lost a large following. COBUILD, then, must get *something* right ...

A similar approach can now be followed for other dictionary abbreviations listed among the keywords. In Figure 17, for example, four different types of English dictionaries are shown: OED, CED (*Collins English Dictionary*), BBI (*The BBI Combinatory Dictionary of English*), and Roget (*Roget's Thesaurus of English Words and Phrases*). The graph speaks for itself, with the OED more or less always on top, and hugely popular in the 1980s, and again at present.

In Figure 18 WAT (*Woordeboek van die Afrikaanse Taal*), WNT (*Woordenboek der Nederlandsche Taal*), ANW (*Algemeen Nederlands Woordenboek*), and WFT (*Wurdboek fan de Fryske Taal*) are shown. WAT is surprisingly more in the picture than WNT. Also note the post-apartheid peak in 1994 for the WAT.

The exercise is repeated for two Danish and two Swedish dictionaries in Figure 19: STO (*SprogTeknologisk Ordbase*, a computational lexicon for Danish), SAOL (*Svenska Akademiens ordlista*), LEXIN (a dictionary series primarily aimed at immigrants to Sweden), and DDO (*Den Danske Ordbog*); for dictionaries involving German in Figure 20: ELDIT (*Elektronisches Lernerwörterbuch Deutsch-Italienisch*), OWID (*Online-Wortschatz-Informationssystem Deutsch*), and DWDS (*Digitales Wörterbuch der Deutschen Sprache*); and for dictionaries of Romance languages in Figure 21: DDLIC (*Diccionari Descriptiu de la Llengua Catalana*), DRAE (*Diccionario de la Real Academia Española*), and COMBINATOIRE (*Dictionnaire explicatif et combinatoire du français contemporain*). Some of these trends clearly oscillate together with the location of the congress, as do the popular language pairs, as depicted in Figure 22.

It is important to realize that all of these trends are solely based on the occurrence of dictionary abbreviations in the corpus, not on the full titles of the works. If one does the latter, one also includes the list of references of each paper, at which point one is actually studying publisher patterns rather. Figure 23 shows exactly this for a number of British dictionary publishers, Figure 24 for a number of US / continental ones, and Figure 25 for Italian ones.

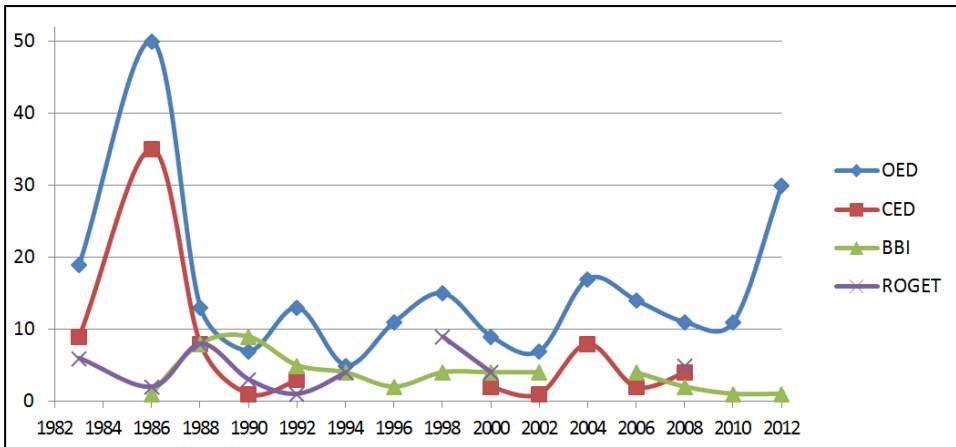


Figure 17: Trend for four types of English dictionaries.

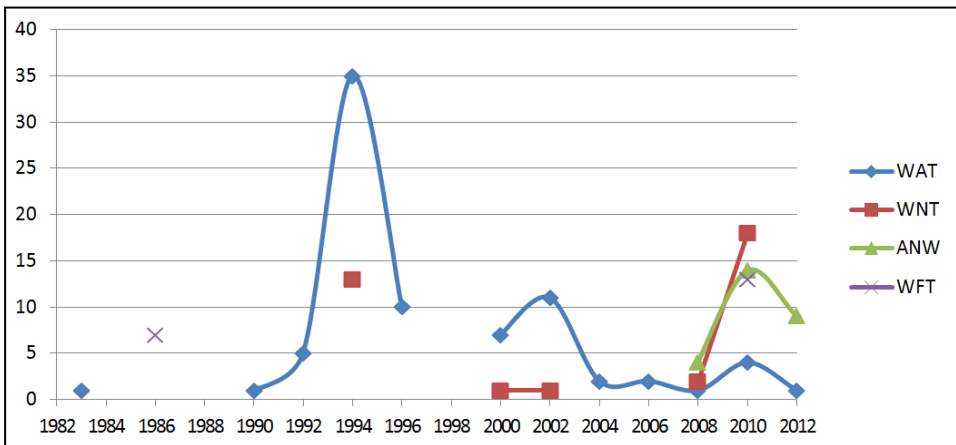


Figure 18: Trend for four dictionaries in Afrikaans, Dutch and Frisian.

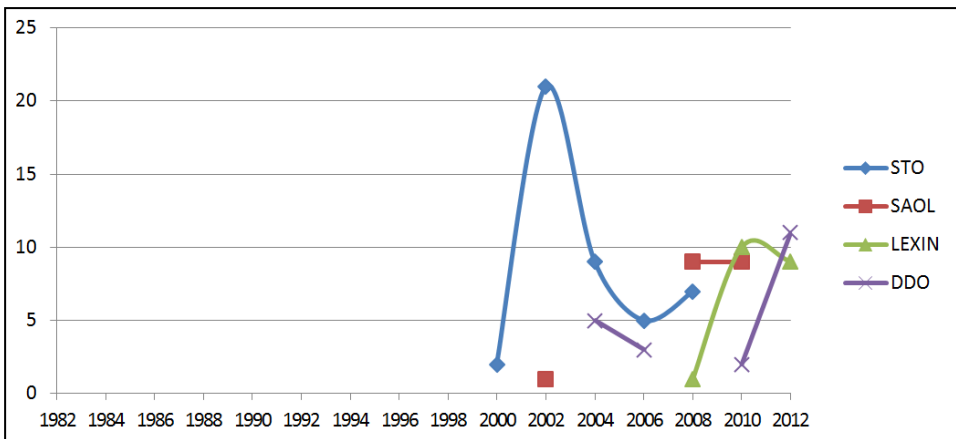


Figure 19: Trend for two Danish and two Swedish dictionaries.

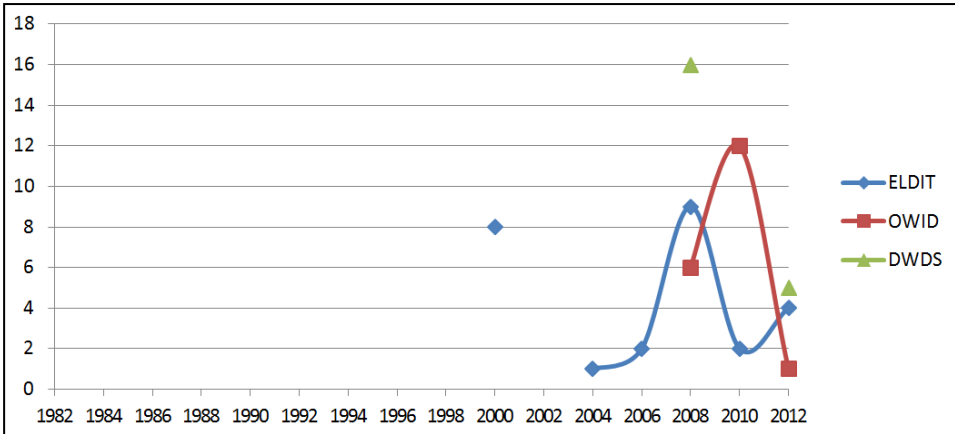


Figure 20: Trend for dictionaries involving German.

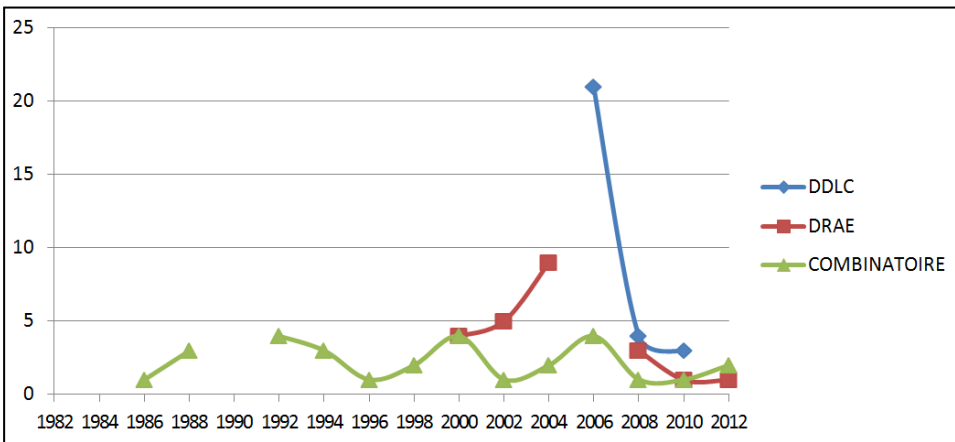


Figure 21: Trend for dictionaries of Romance languages.

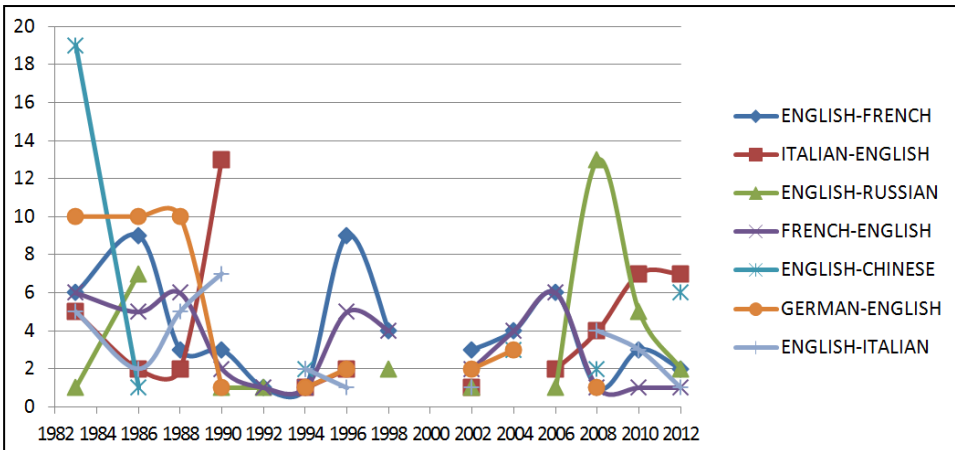


Figure 22: Trend for popular dictionary language pairs.

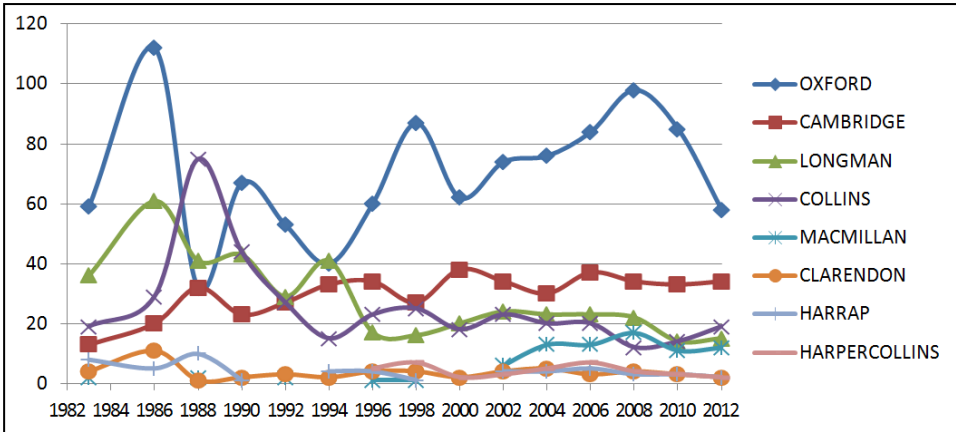


Figure 23: Trend for a number of British dictionary publishers.

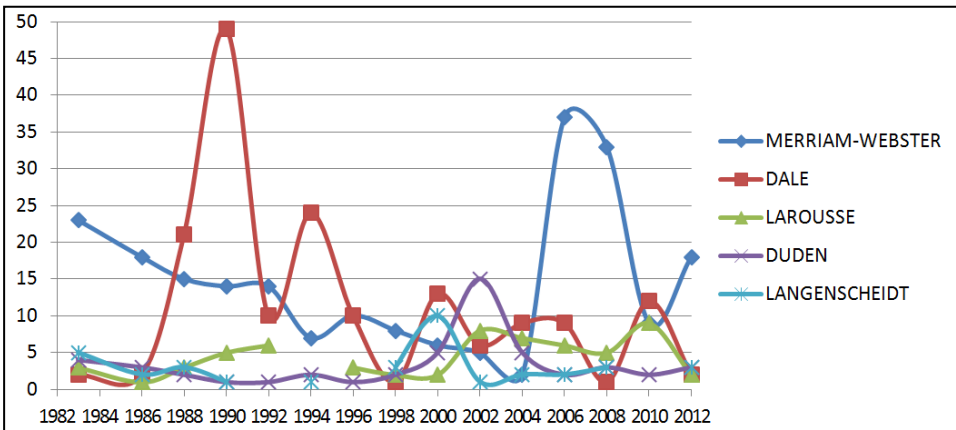


Figure 24: Trend for a number of US / continental dictionary publishers.

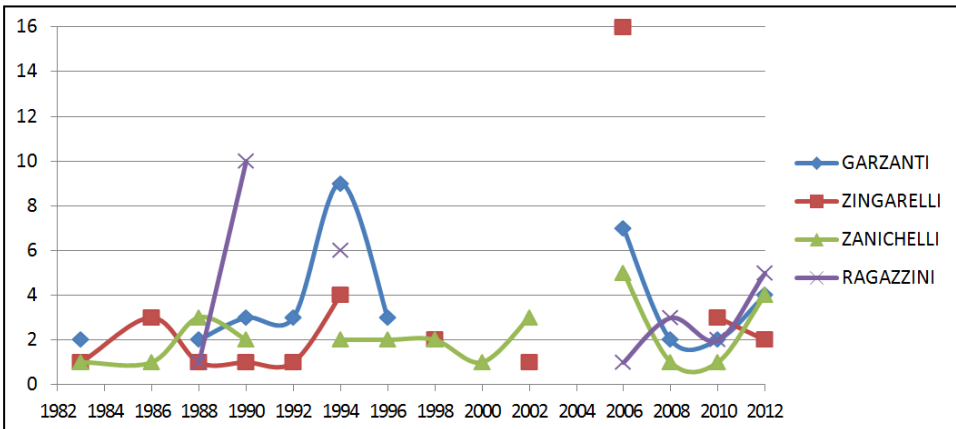


Figure 25: Trend for a number of Italian dictionary publishers.

To complete the picture for the publishers, one can also briefly look at the trends for publishers of more general linguistic works, as is done in Figure 26. From this, Benjamins appears to be the rising star.

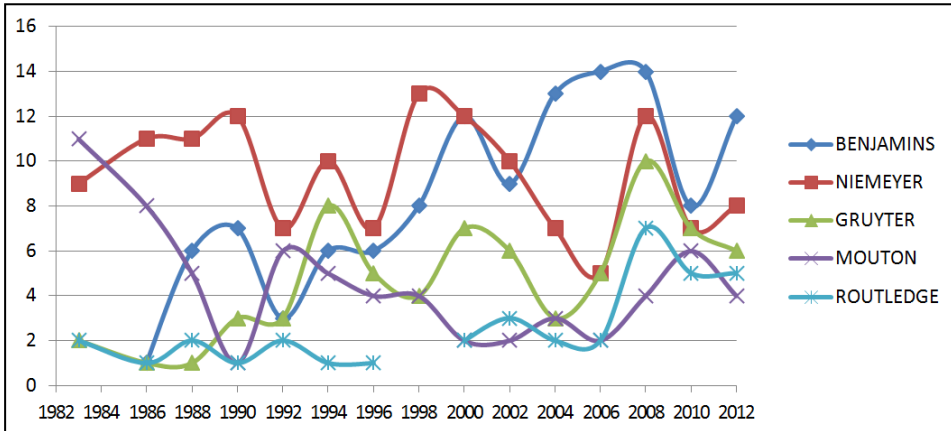


Figure 26: Trend for publishers of general linguistic works.

Moving to the issue of the languages being discussed at EURALEX congresses, all the languages that appear in the top 1 000 keywords were analysed and the trends are shown for each in Figures 27 through 33. One first needs to point out that the attention to English is so overwhelming that it cannot really be represented with the others on the same graph. See in this regard Figure 27, which indicates that English receives three to four times more attention than its nearest neighbours: French and German. At the same time, though, the attention to English *is* diminishing (from about 400 occurrences for every 100 thousand words, to about 300 occurrences for every 100 thousand words).

The situation for the Romance languages is summarized in Figure 28: French is giving way to Italian and Spanish, and currently Romanian. Figure 29 shows the Germanic languages (bar English): German loses some way to Dutch and Swedish, and currently Norwegian. With regard to the Slavic languages, as shown in Figure 30, it is clear that Russian is slowly being replaced by Czech and Polish. For the Uralic languages, as seen in Figure 31, Estonian is gaining ground, as is currently Sami. Hungarian was very much in the picture in 1988, at the congress in Budapest. From Figure 32 one may conclude that Greek has been covered continuously, albeit to a limited extend, while the language isolate Basque is true to its status: it appears isolated. Finally, Figure 33 tells us that only three non-European languages made it into the top keyword list: Arabic, and two Bantu languages from South Africa: Northern Sotho and Venda.

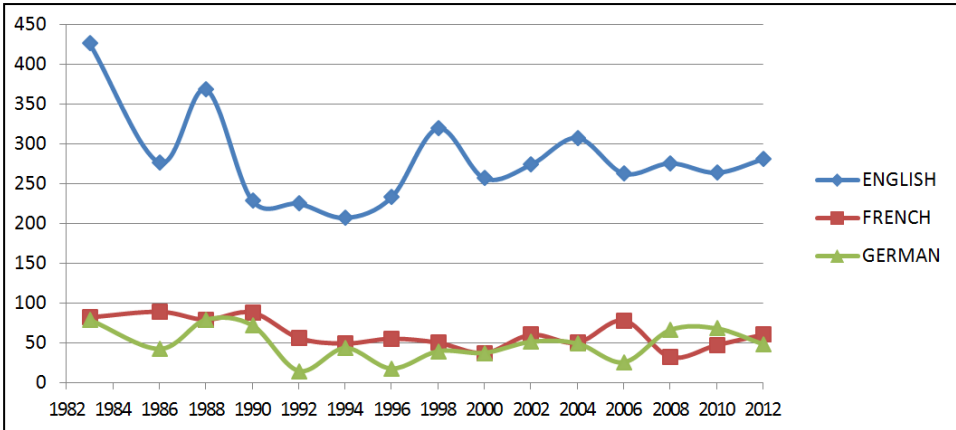


Figure 27: Trend for English vs. French and German.

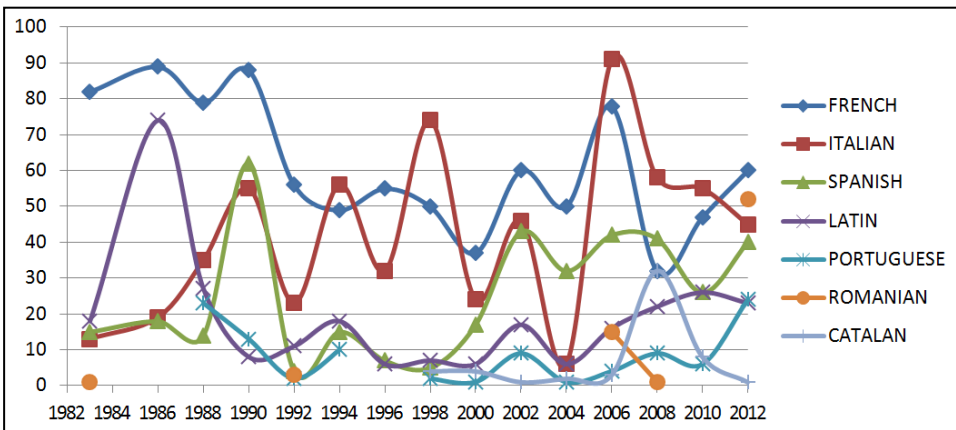


Figure 28: Trend for Romance languages.

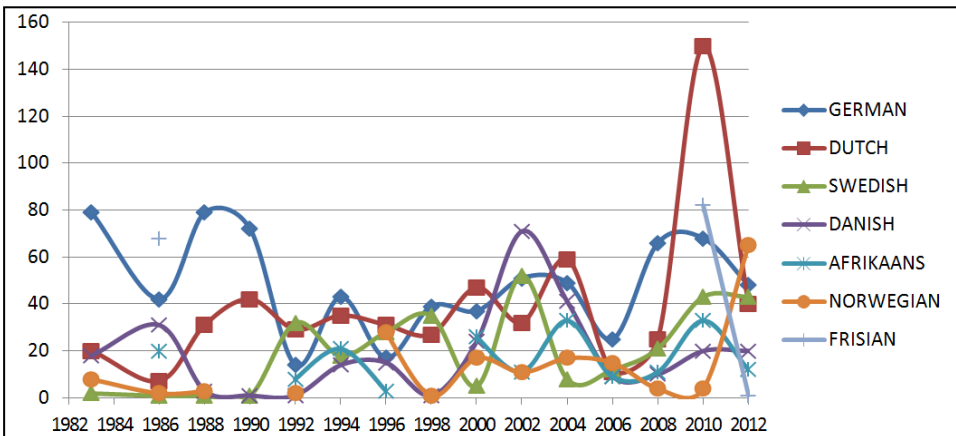


Figure 29: Trend for Germanic languages.

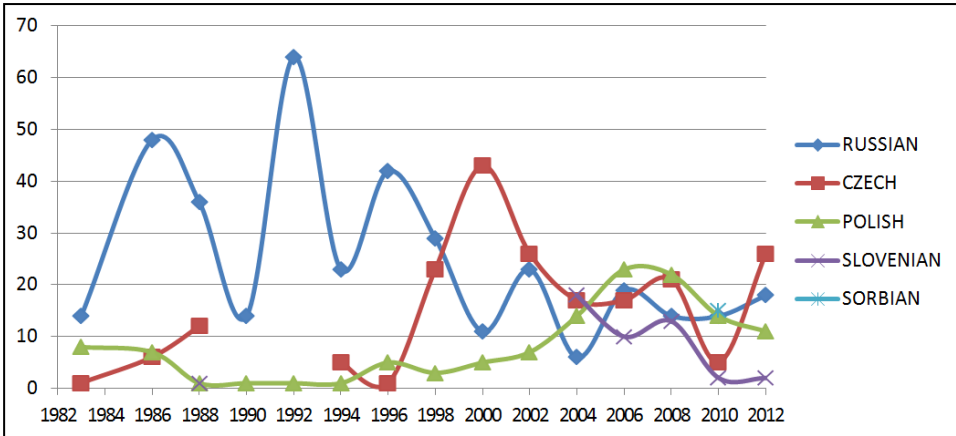


Figure 30: Trend for Slavic languages.

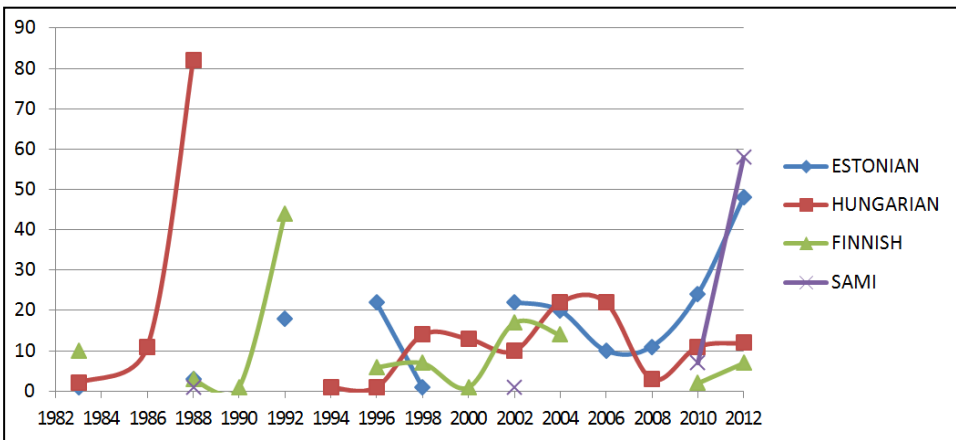


Figure 31: Trend for Uralic languages.

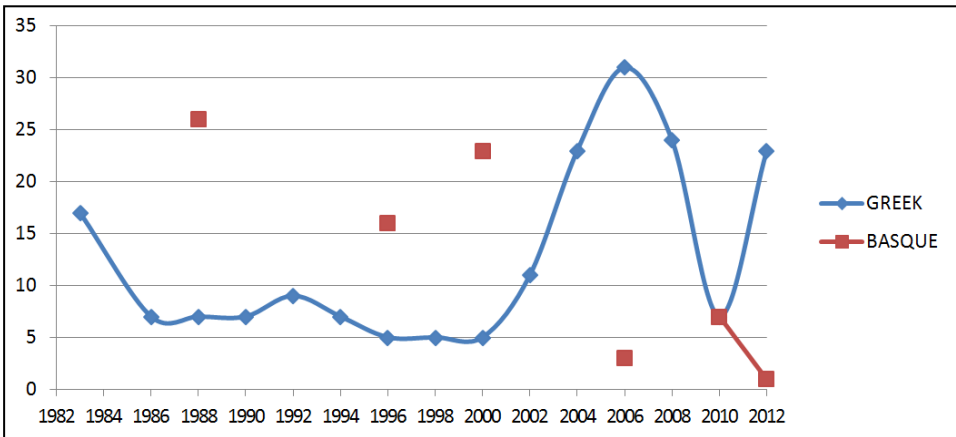


Figure 32: Trend for Greek and Basque.

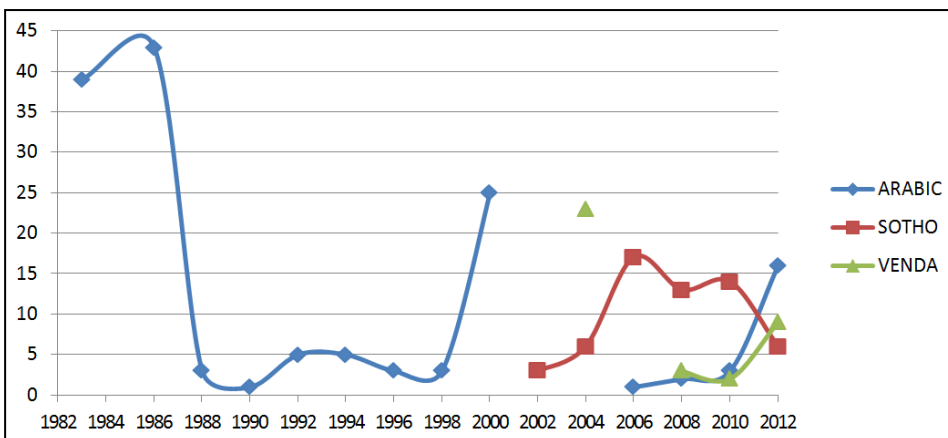


Figure 33: Trend for Arabic and two South African Bantu languages.

The next question the keywords may try to answer is whether there are any scholars who stand out in the corpus. As it turns out, a total of 68 family names are found in the top 1 000 keywords (no first names were found),⁴ and these have all been visualised in the radar chart of Figure 34, in descending order, clockwise starting at 12 o'clock with ATKINS. The impact of the various scholars on each congress is also shown. Herbert Wiegand, for example, made his greatest impact at the 1983 (Exeter) congress, Robert Ilson at the 1990 (Málaga) congress, Sue Atkins at the 1994 (Amsterdam) and 1996 (Gothenburg) congresses, Albert Hornby at the 1998 (Liège) congress, Hilary Nesi at the 2000 (Stuttgart) congress, etc. while Patrick Hanks and Adam Kilgarriff are making their greatest impact right now, at the 2012 (Oslo) congress. Note that the great majority of the scholars that stand out in the corpus are (a) lexicographers (as compared to linguists at large), (b) alive (as compared to the great lexicographers of the past), and (c) very active at the EURALEX congresses themselves (cf. e.g. Tables 4 through 17).

Zooming into lexicography proper, the next series of trend graphs looks at the type of dictionaries being discussed. From Figure 35 one may conclude that bilingual dictionaries present more challenging problems than monolinguals do, but also that most lexicographers try to steer away from multilingual dictionaries as well as from bilingualized and semi-bilingual dictionaries. The term interlingual only shimmers through. The peak for bilingualised in 1994 refers to Laufer & Melamed's seminal study on the topic (cf. Table 9).

With regard to dictionary size, Figure 36 indicates that the comprehensive dictionary and discussions about it are on the rise, at the expense of the concise dictionary.

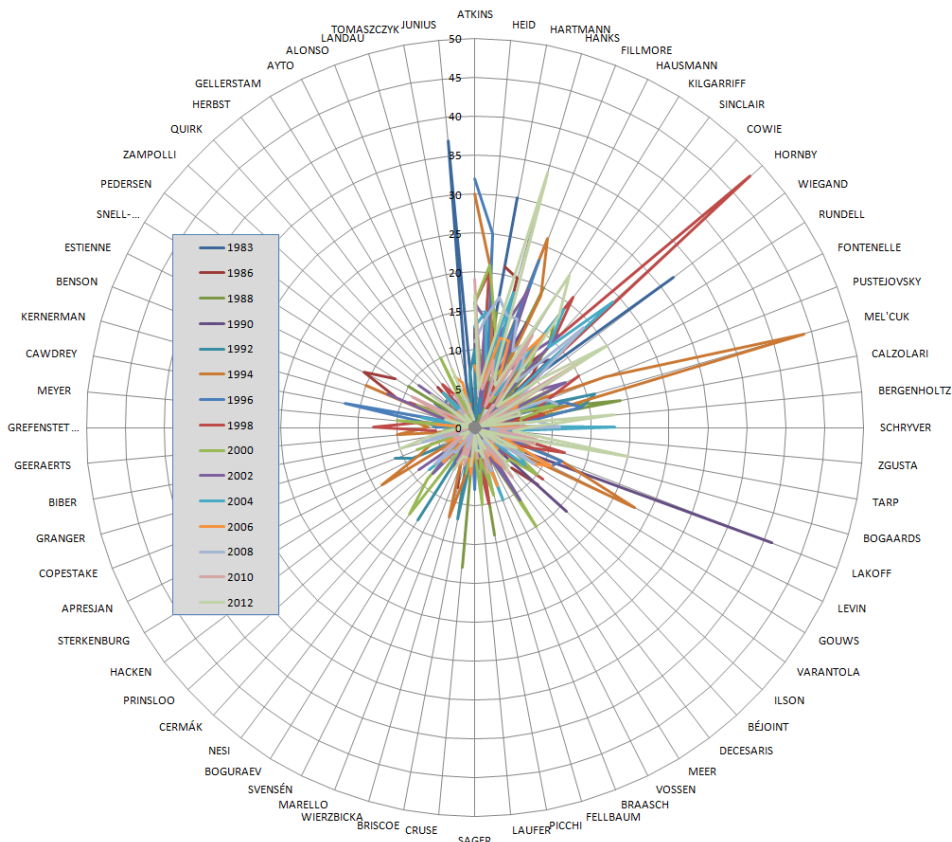


Figure 34: Key scholars and their most significant congress impact(s).

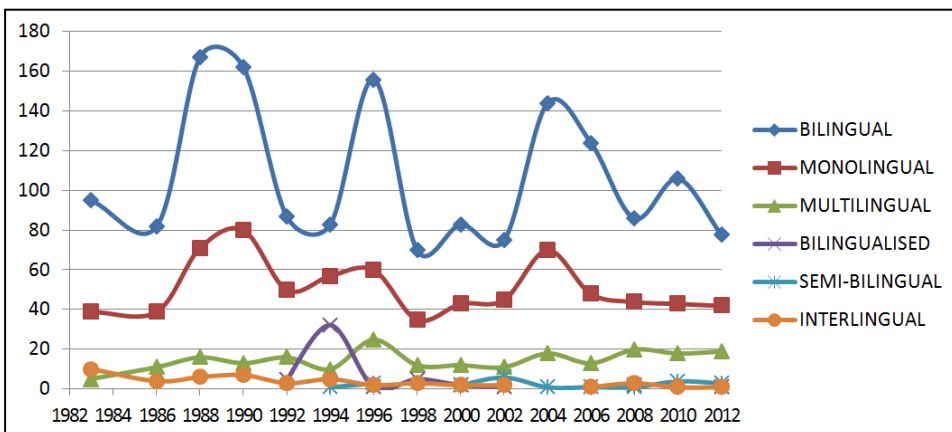


Figure 35: Trend for number of dictionary languages.

Figure 37 tells us that etymological and historical dictionaries receive steady attention, but dialect dictionaries only sporadically.

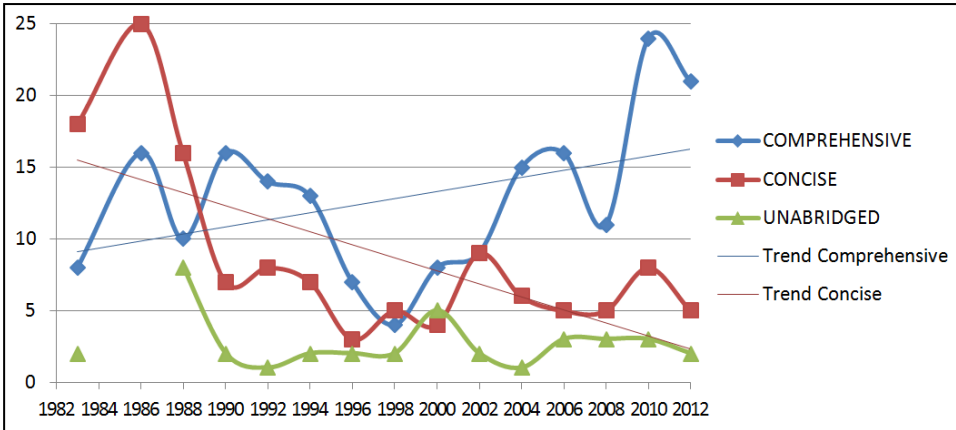


Figure 36: Trend for Comprehensive (and Unabridged) vs. Concise.

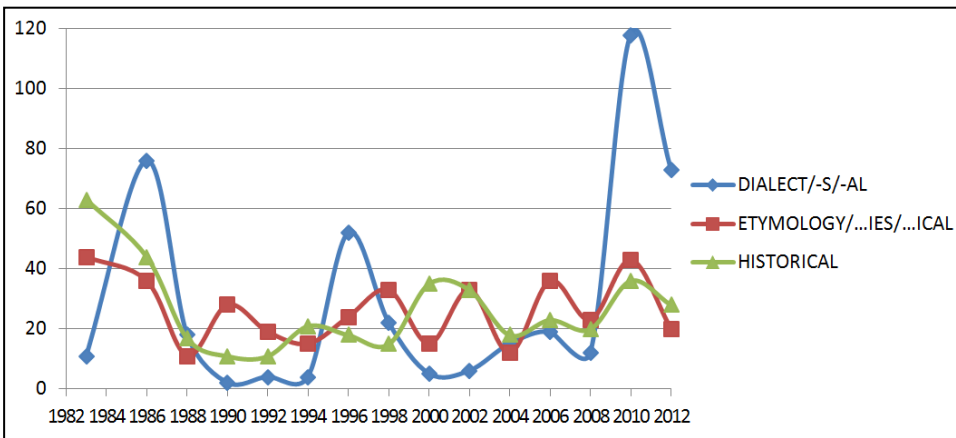


Figure 37: Trend for Dialect, Etymology, and Historical.

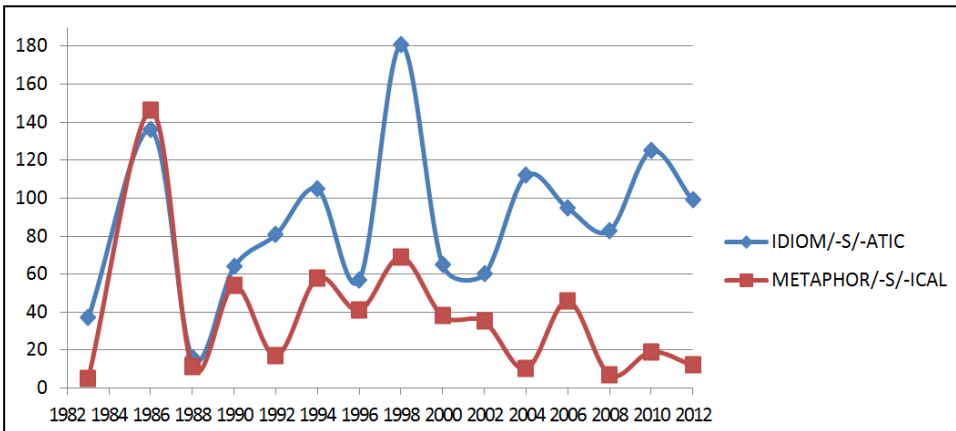


Figure 38: Trend for Idioms vs. Metaphors.

As far as actual dictionary contents go, Figure 38 shows an interesting bifurcation. While idiomatic and metaphorical aspects used to oscillate jointly through time, starting in 1992 idiomatic aspects received ever more attention while metaphorical ones have been on the decline.

With regard to word classes, it is clear from Figure 39 that most attention goes to the verb, followed by the categories noun and adjective. Adverbs and prepositions jostle for fourth position, with pronouns far less prominent. When dealing with verbs, Figure 40 indicates that notions like transitive, intransitive and reflexive are increasingly less important.

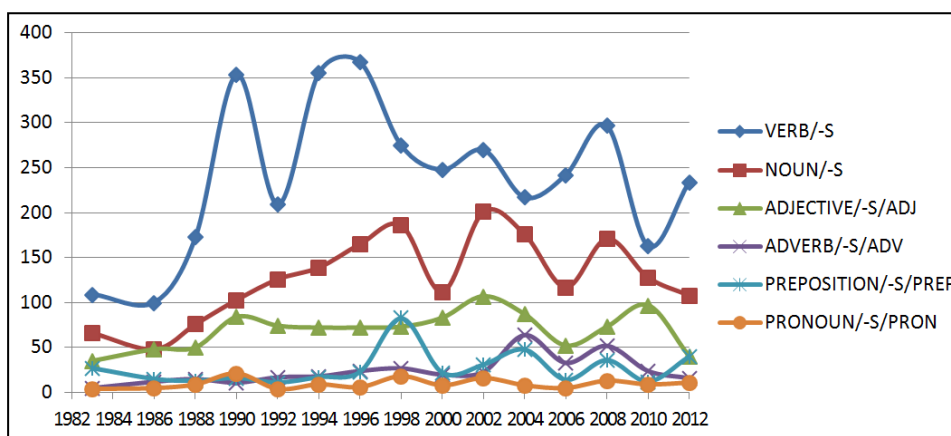


Figure 39: Trend for main parts of speech.

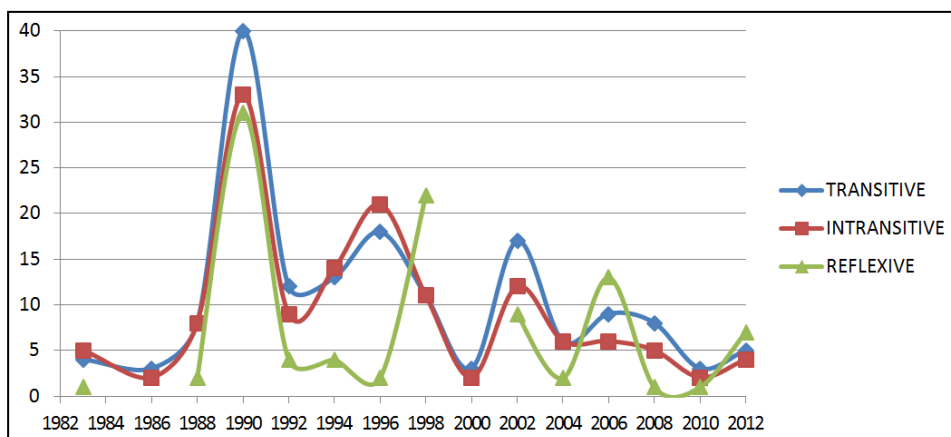


Figure 40: Trend for Transitive, Intransitive, and Reflexive.

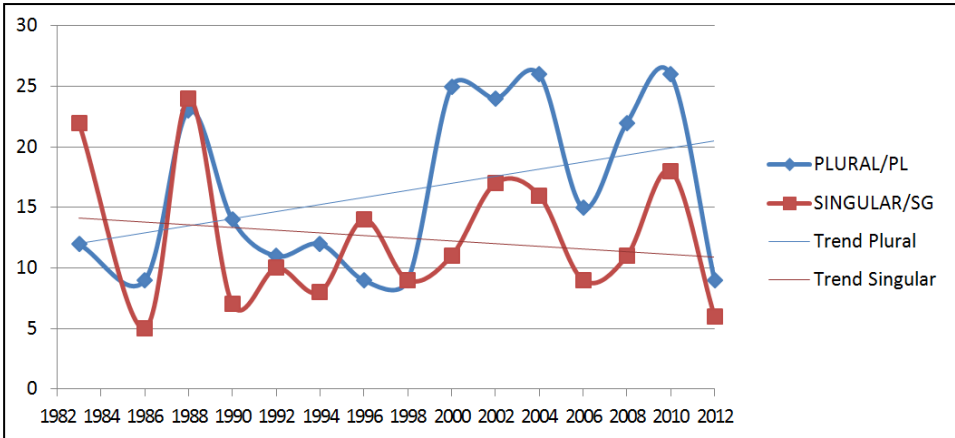


Figure 41: Trend for Plural vs. Singular.

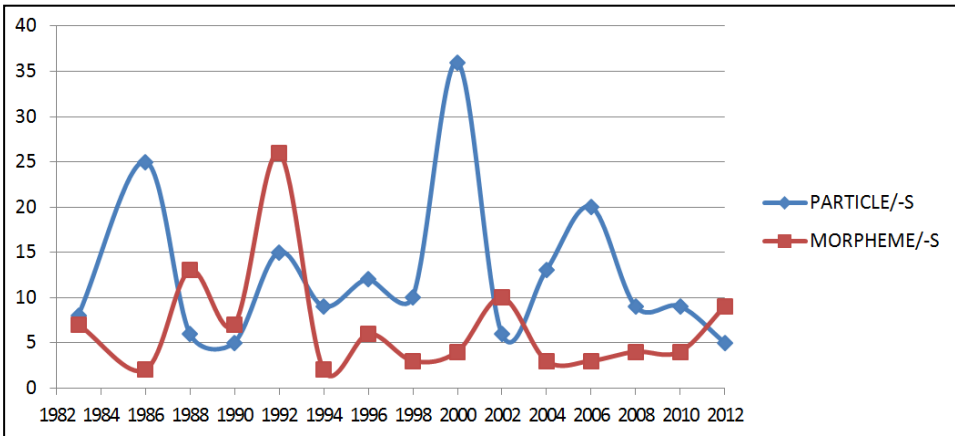


Figure 42: Trend for Particle and Morpheme.

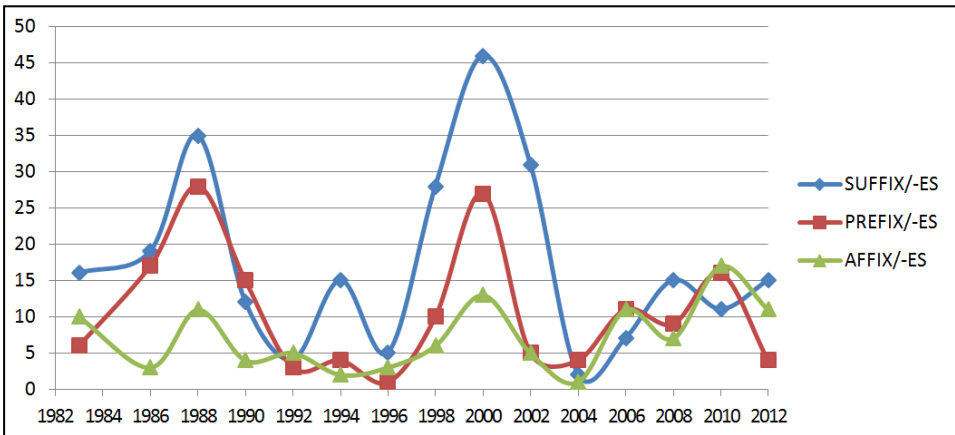


Figure 43: Trend for Suffix, Prefix and Affix.

What about the terms ‘theory’ and ‘practice’? Figure 44 shows that both are healthily in decline, with a worrying upsurge for ‘theory’ in 2012, as well as in 2000 before that. On closer inspection, however, most of the hits for ‘theory’ in 2012 stem from Michael Rundell’s paper (this volume), who is not immediately known for his strong beliefs in any lexicographic theory. The peak for 2000 is largely the result of a paper by Patrick Hanks (cf. Table 12), but there a ‘theory of language performance’ is informed *by* lexicography and corpus linguistics.

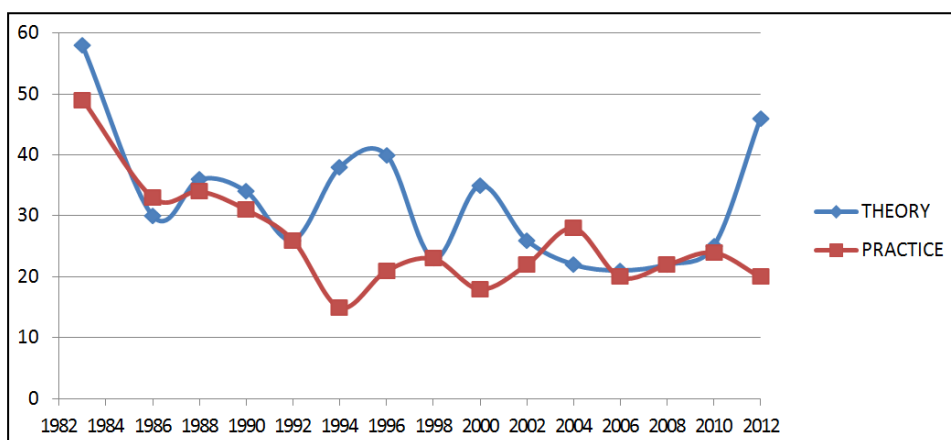


Figure 44: Trend for Theory and Practice.

Any scientific discipline, even one without a theory, needs precise terms. Comparing the trend for ‘lemma’ with that for ‘headword’, as done in Figure 45, indicates that the field is professionalising, as the use of the term ‘lemma’ has recently overtaken the use of the term ‘headword’.

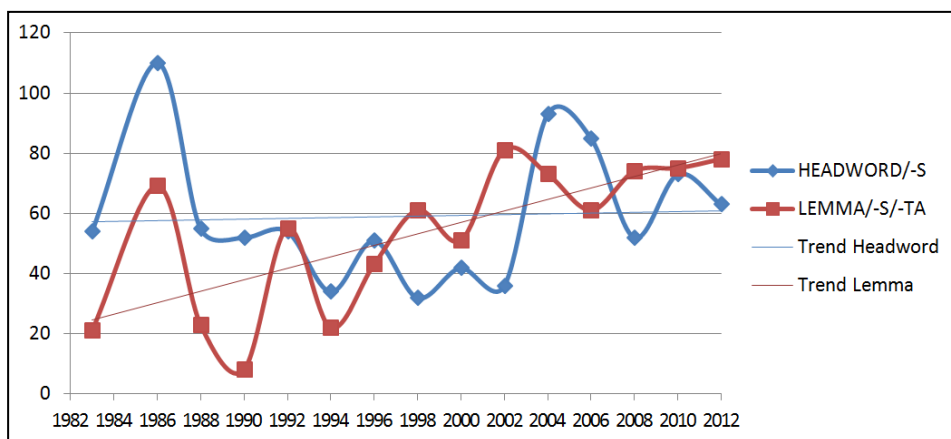


Figure 45: Trend for Headword vs. Lemma.

With regard to the practice of lexicography, while compiling dictionaries ever more attention goes to the varied types of user — a user not confined to the prototypical learner or student. It is not surprising, then, that the occurrence of the term ‘user’ rises faster than those of ‘learner’ and ‘student’, as seen in Figure 46.

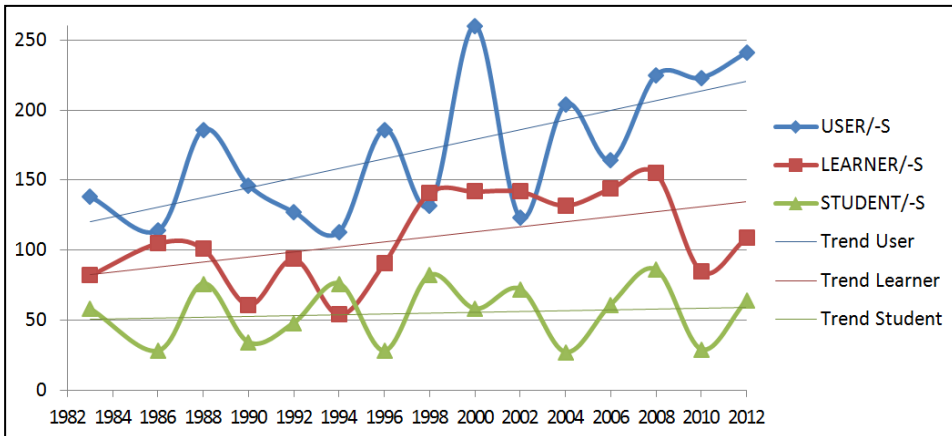


Figure 46: Trend for User, Learner and Student.

Subtle language shifts such as those depicted in Figures 45 and 46 are intriguing, as they are the result of the collective usage of over a thousand scholars, many of whom may not even be aware of the changes they are part of. Another good example is shown in Figure 47, from which one may deduce that ‘looking up’ in a dictionary is fast being superseded by ‘searching’ for information — no doubt searching in an *electronic* environment.⁵

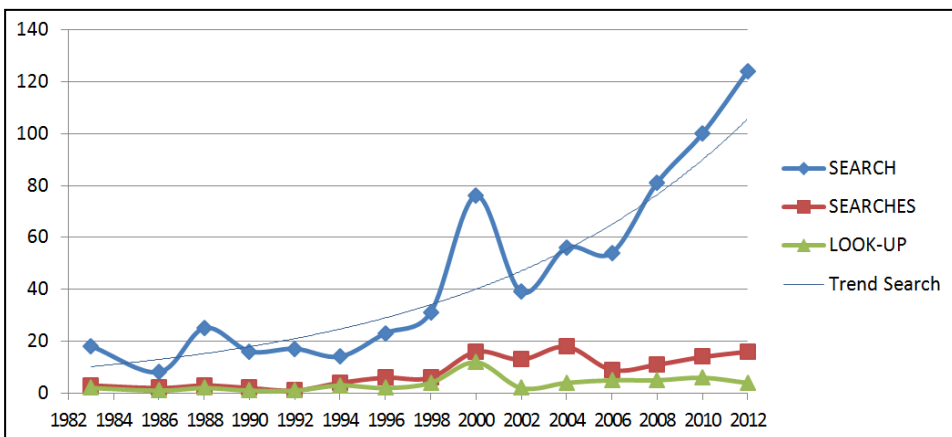


Figure 47: Trend for Search and Searches vs. Look-up.

The shift from looking up to searching is part of a much wider shift, namely that of the arrival of e-lexicography. The road that led to the current state was, however, not as straightforward as one might imagine. Take the mention of computer in the EURALEX proceedings corpus and the computational handling of some tasks, as shown in Figure 48. Except for a spike at the 2000 (Stuttgart) congress, the mention of ‘computer’ has actually been declining overall. Even the frequency of the terms ‘computational’ and ‘computationally’ are mostly back to where they were three decades ago. It is, of course, entirely possible that computers have become such a given that they need not be mentioned anymore. Plus, other related terms *have* been rising steadily, such as ‘automatic’ and ‘semi-automatic’, as seen in Figure 49. But then again, also the term ‘manual’ rose during the same period (albeit not as fast).

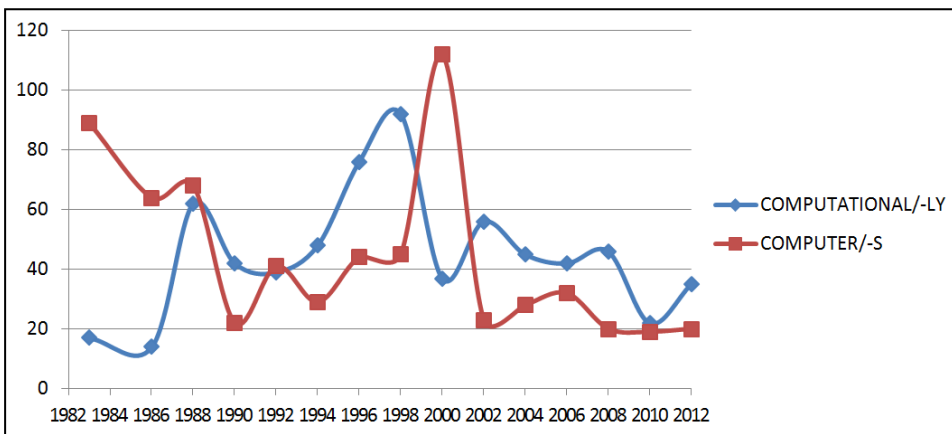


Figure 48: Trend for Computational and Computer.

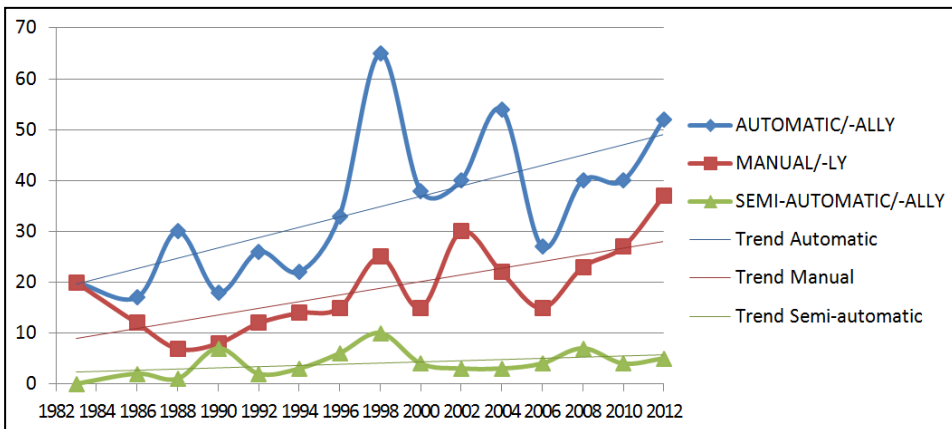


Figure 49: Trend for Automatic, Manual and Semi-automatic.

The corpus road too, was bumpy, as may be seen from Figure 50. Following an exponential growth in their discussion during the mid-1990s, they have since plateaued.

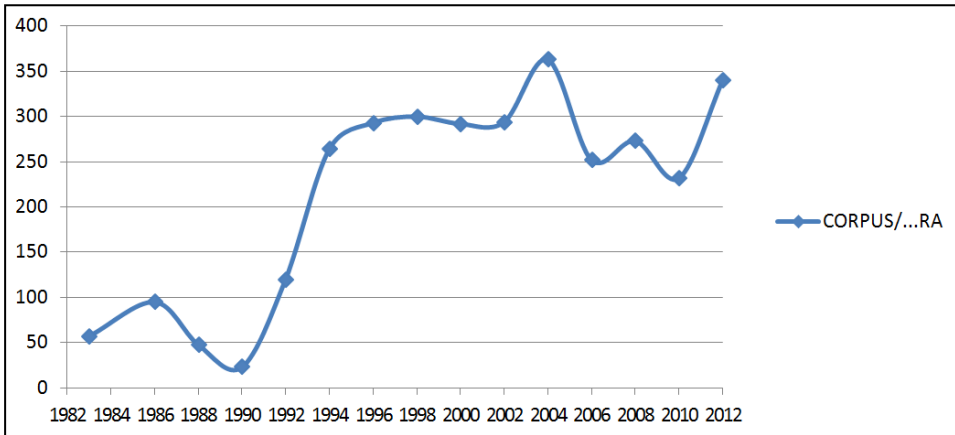


Figure 50: Trend for Corpus.

Likewise for parallel corpora and sub-corpora, whose discussions merely inch forward hesitantly, as seen in Figure 51.

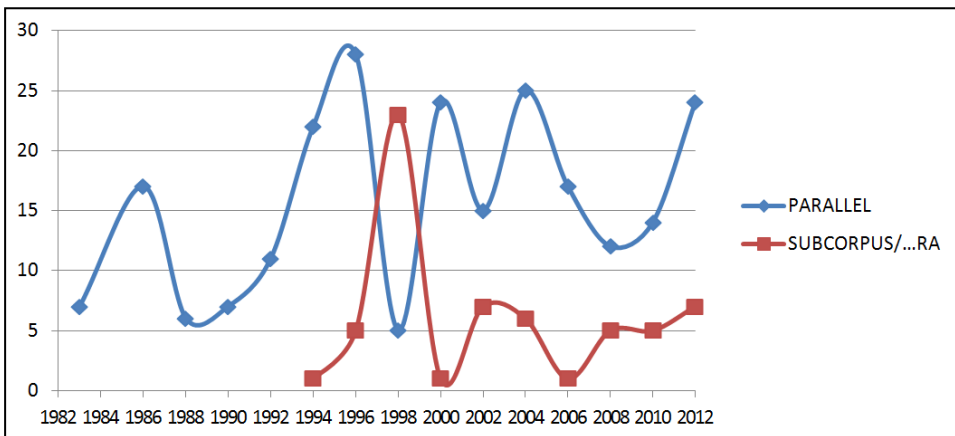


Figure 51: Trend for Parallel and Subcorpus.

Where a clear pattern may be spotted, however, is in the rising use of the term ‘corpus-driven’ in contrast to ‘corpus-based’. Figure 52 suggests that corpus-driven studies and applications are set to overtake the corpus-based ones.

In Figure 53 two popular core components of modern (English) lexicography are contrasted: the BNC and Sketch. The BNC was released

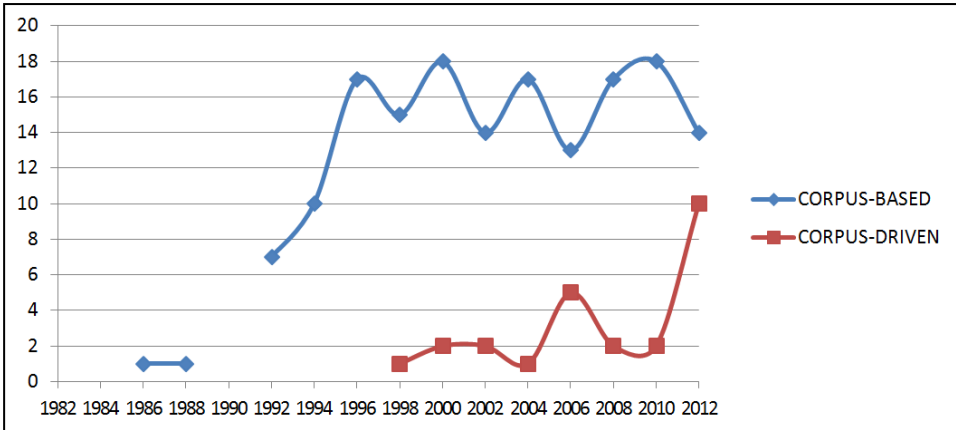


Figure 52: Trend for Corpus-based vs. Corpus-driven.

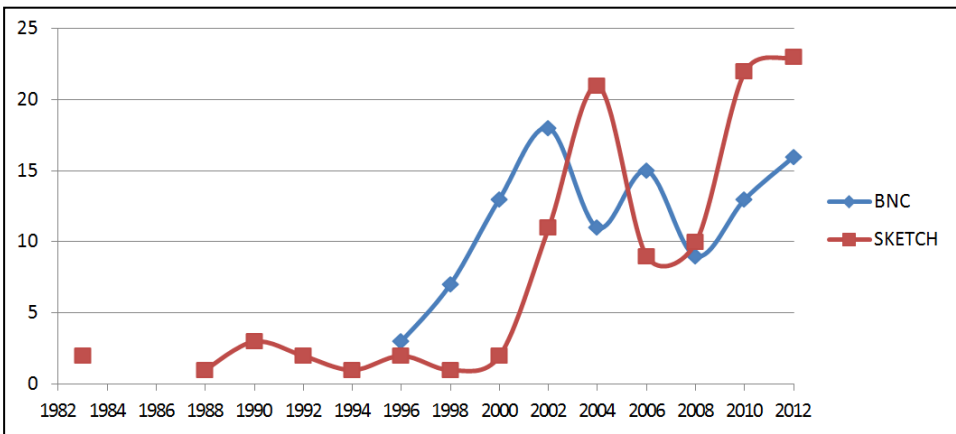


Figure 53: Trend for BNC and Sketch.

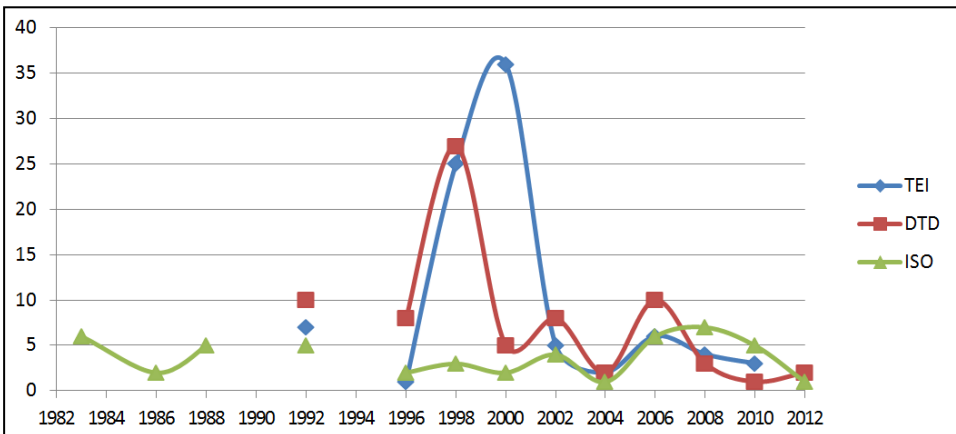


Figure 54: Trend for TEI, DTD and ISO.

in 1995, was first mentioned at EURALEX in 1996, after which it grew and plateaued just like corpora in general (cf. Figure 50). Sketch, here, obviously stands for ‘Word Sketch’ (first proposed at an ACL workshop in 2001) and the ‘Sketch Engine’ (made widely known at the 2004 (Lorient) congress, cf. Table 14). It is interesting to note how a tool initially designed to analyse the BNC, became more popular than the raw material itself.

Not all proposals are popular however. Figure 54 lists a few: by and large (European) lexicographers don’t like the TEI (Text Encoding Initiative), have shed DTDs (Document Type Definitions), and will not stick to ISO (International Organization for Standardization) guidelines.

Three more trend graphs will be presented. If ever there was a battle between WordNet and FrameNet, Figure 55 suggests that lexicographers have been seesawing between the two theoretical approaches to build semantic networks, with FrameNet currently holding the upper hand. This for the (borrowed) theories.

With regard to the software environments that dictionary compilers work with, Figure 56 suggests a clear line from ‘systems’ (lexical information systems, knowledge management systems > corpus query systems > dictionary writing systems, dictionary production systems) to simply ‘databases’ and lots of ‘tools’ that are combined.

And lastly, from the end user’s point of view, Figure 57 tells us that online dictionaries have now properly and finally overtaken dictionaries on paper, in electronic form and of course the antiquated CD-ROMs. (The surge for ‘electronic’ at the 2000 (Stuttgart) congress is the result of a dedicated AILA symposium on electronic dictionaries in the L2 environment.)

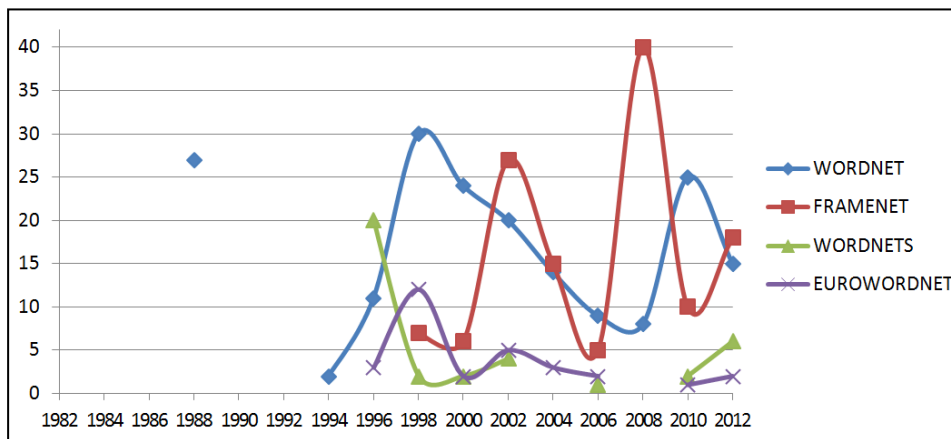


Figure 55: Trend for WordNet, FrameNet, wordnets, and EuroWordNet.

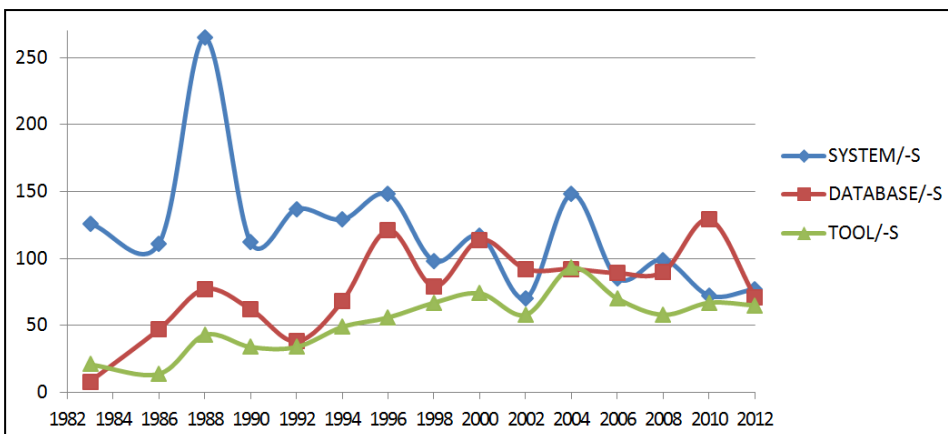


Figure 56: Trend for System, Database and Tool.

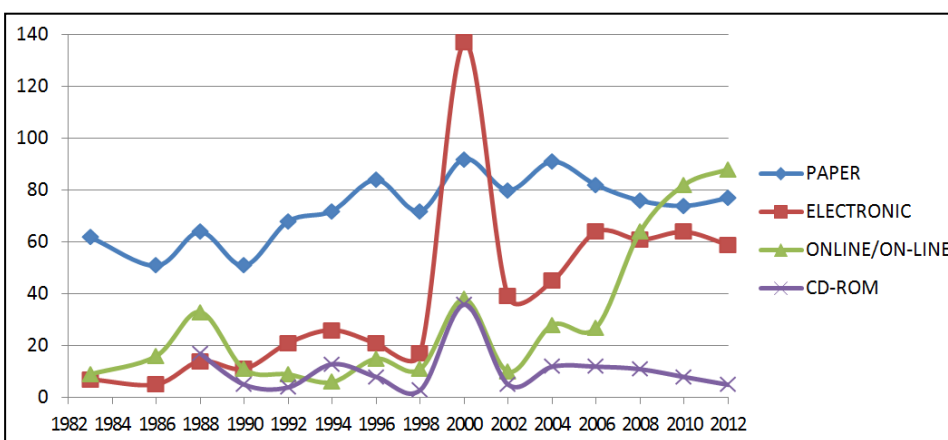


Figure 57: Trend for Paper, Electronic, Online, and CD-ROM.

5. A crystal-clear outlook

Having reviewed the facts and trends in three decades of EURALEX congresses, one would assume that it is easy to now fortune-tell the future. Surprisingly, it is not. Yes lexicography is in transition from a highly traditional art and craft, typically funded by publishers seeking profit from publication in book form, to a new interdisciplinary science in which publishers, software houses, freelancers and university researchers from a variety of disciplines all participate in creating electronic resources for a wide variety of different applications, typically for online use. This is the present. The future will get rid of the book components altogether, and the form the online components will take will be driven by the ever-

faster-evolving technological exploits. Some of this technology will have been conjured up by teams of lexicographers, but in most cases lexicographers will simply jump on the latest ‘free’ tool offered by a search engine, a social network, or a data-mining team. To the average user ‘the dictionary’ will simply disappear from view, and drown in a sea of advertisement — customised, of course, amongst others based on the searches in the lexicographic components of whatever tools or networks they use. In order to get rid of the pestering advertisements, users will be able to Go Premium, but Big Brother will still be watching them and continue to build their evolving profile in the cloud. That what we now call lexicographic databases will end up in a variety of social networks is a given. There lexicographic democracy will take its course. Machines, too, will automatically populate lexicographic databases. Stone Age lexicographers will try to compete with these mediocre sources, by painfully analysing unimaginably large amounts of real language data and crafting delicate summaries, mapping meaning onto use, focusing on the norms in order to better describe the exploitations, building frequency-supported patterns for the various word classes, but without a Publishing House, by then called a Marketing House, their efforts will be futile. The future will bring out both the best and the worst of today’s lexicographic dreams.

Where will this leave today’s academic lexicographers? They will be frantically looking for a theory of lexicography, in order to justify their research position. They will, of course, not succeed, unless they explain the plain obvious in some newly invented language of their own. Or else, if they keep on describing and categorizing what has already been lumped and split a million times before. Calling it a theory does not make it a theory. The smarter colleagues will simply realise that lexicography is a synthetic science, which will need ever more knowledge and (real!) theories from other disciplines in order to move forward scientifically. At congresses, ever more papers will be co-authored (the pressures to publish and be quoted will skyrocket), and each scholar will also be involved in as many papers as possible. PEOPLELEX congresses — or whatever will succeed EURALEX and its sister associations, currently cut up along artificial borders — will be hosted by what is now the periphery, as the current mainstream will come to realize that the lexicographies and solutions of the periphery have far more to contribute.

Lexicography as we know it today will cease to exist, lexicographers will be bringing together their data in entirely new ways, and dictionaries will change beyond all recognition. The times will still be as exciting as today, however, as we will be living in the future.

Endnotes

1 Several words of thanks are due at this point. First to Michael Rundell, who broached the idea, as a EURALEX Board member, to have the EURALEX proceedings scanned and placed online. Second to Geoffrey Williams, who actively supported this project, as Vice-President and President of EURALEX. Third to Simon Krek and his team at Trojina for the actual scanning and OCRing of most earlier proceedings. Fourth to Ruth Fjeld for her willingness to share all the Oslo papers as they came in, making sure the present analysis would be as up-to-date as possible: ‘reporting on the fly’ so to speak. Fifthly to David Joffe, the main developer of the TshwaneLex lexicographic suite, for his help with the collection of citation data. And lastly, to my father (P. A. de Schryver) and my wife (M. Nabirye) for creating the ideal environment at home, which enabled me to actually set out on this analysis.

2 For the 2010 (Leeuwarden) congress, none reached ten yet, so there the top few are listed rather.

3 Cross-comparing languages could have been envisaged, but will be undertaken in a follow-up study only.

4 When referring to and discussing one another’s work, family names are used. Only the best reference lists will also include first names.

5 Search, Searches and Look-up are separate top-1 000 keywords and have been treated as such in Figure 47. The corpus was also queried separately for all verbal forms of ‘to look up’ and compared to all verbal forms of ‘to search’. This revealed an exponential growth for ‘to search’, compared to hardly any change for ‘to look up’. Searching is currently about ten times more frequent than Looking up in lexicographic speak.

References

Alvar Ezquerro, Manuel (ed.). 1992. *EURALEX '90 Proceedings. Actas del IV congreso internacional / IV International Congress.* Barcelona: Biblograf.

Bernal, Elisenda & Janet DeCesaris (eds.). 2008. *Proceedings of the XIII EURALEX International Congress (Barcelona, 15-19 July 2008)* (Sèrie Activitats 20). Barcelona: Universitat Pompeu Fabra

BNC. British National Corpus. <http://www.natcorp.ox.ac.uk/>.

Braasch, Anna & Claus Povlsen (eds.). 2002. *Proceedings of the Tenth EURALEX International Congress, EURALEX 2002, Copenhagen,*

- Denmark, August 13-17, 2002. Copenhagen: Københavns Universitet.
- Corino, Elisa, Carla Marello & Cristina Onesti (eds.). 2006.** *Atti del XII Congresso Internazionale di Lessicografia, Torino, 6-9 settembre 2006 / Proceedings XII Euralex International Congress, Torino, Italia, September 6th-9th, 2006.* Alessandria: Edizioni dell'Orso.
- DeCesaris, Janet & Elisenda Bernal. 2006.** 'Lexicography as Reported: the EURALEX Conference Proceedings Bibliography (1983-2004).' In Corino et al. (eds.), 1241-1247.
- Dykstra, Anne & Tanneke Schoonheim (eds.). 2010.** *Proceedings of the XIV Euralex International Congress (Leeuwarden, 6-10 July 2010).* Leeuwarden: Fryske Akademy.
- Fjeld, Ruth V. & Julie M. Torjusen (eds.). 2012.** *Proceedings of the 15th EURALEX International Congress, 7-11 August, 2012, Oslo.* Oslo: Universitetet i Oslo.
- Fontenelle, Thierry, Philippe Hiligsmann, Archibald Michiels, André Moulin & Siegfried Theissen (eds.). 1998.** *Actes EURALEX'98 Proceedings. Communications soumises à EURALEX'98 (Huitième Congrès International de Lexicographie) à Liège, Belgique / Papers submitted to the Eighth EURALEX International Congress on Lexicography in Liège, Belgium.* Liège: Université de Liège.
- Gellerstam, Martin, Jerker Järborg, Sven-Göran Malmgren, Kerstin Norén, Lena Rogström, Catarina Røjder Pappmehl (eds.). 1996.** *Euralex '96 Proceedings I-II. Papers submitted to the Seventh EURALEX International Congress on Lexicography in Göteborg, Sweden.* Gothenburg: Göteborgs Universitet.
- Google Scholar. Search engine for scholarly literature. <http://scholar.google.com/>.
- Hartmann, Reinhard R. K. (ed.). 1984.** *LEXeter '83 Proceedings. Papers from the International Conference on Lexicography at Exeter, 9-12 September 1983* (Lexicographica: Series Maior 1). Tübingen: Max Niemeyer Verlag.
- Hartmann, Reinhard R. K. 2008.** 'Twenty-five years of dictionary research: Taking stock of conferences and other lexicographic events since LEXeter '83.' In E. Bernal & J. DeCesaris (eds.), 131-148.
- Heid, Ulrich, Stefan Evert, Egbert Lehmann & Christian Rohrer (eds.). 2000.** *Proceedings of the Ninth EURALEX International Congress, EURALEX 2000, Stuttgart, Germany, August 8th-12th, 2000.* Stuttgart: Universität Stuttgart.
- Householder, Fred W. 1962.** 'Foreword.' In F. W. Householder & S. Saporta (eds.), v.

- Householder, Fred W. and Sol Saporta (eds.). 1962.** *Problems in Lexicography* (Research Center in Anthropology, Folklore, and Linguistics; International Journal of American Linguistics, v. 28, no. 2, pt. 4.). Bloomington: Indiana University.
- Magay, Tamás & J. Zigány (eds.). 1990.** *BudaLEX '88 Proceedings. Papers from the EURALEX Third International Congress.* Budapest: Akadémiai Kiadó.
- Martin, Willy, Willem Meijs, Margreet Moerland, Elsemiek ten Pas, Piet van Sterkenburg & Piek Vossen (eds.). 1994.** *Euralex 1994 Proceedings. Papers submitted to the 6th EURALEX International Congress on Lexicography in Amsterdam, The Netherlands.* Amsterdam: Vrije Universiteit Amsterdam.
- Snell-Hornby, Mary (ed.). 1988.** *ZüriLEX '86 Proceedings. Papers read at the EURALEX International Congress, University of Zürich, 9-14 September 1986.* Tübingen: A. Francke Verlag.
- Tommola, Hannu, Krista Varantola, Tarja Salmi-Tolonen & Jürgen Schopp (eds.). 1992.** *EURALEX '92 Proceedings I-II. Papers submitted to the 5th EURALEX International Congress on Lexicography in Tampere, Finland.* Tampere: Tampereen Yliopisto.
- TshwaneLex.* TLex Suite: Dictionary Production Software. <http://tshwanedje.com/tshwanelex/>.
- Williams, Geoffrey C. & Sandra Vessier (eds.). 2004.** *Proceedings of the Eleventh EURALEX International Congress, EURALEX 2004, Lorient, France, July 6-10, 2004.* Lorient: Université de Bretagne Sud.
- Zgusta, Ladislav. 1971.** *Manual of Lexicography* (Janua Linguarum Series Maior 39). Prague: Academia. / The Hague: Mouton.

Addendum: Top 1 000 keywords in the EURALEX proceedings corpus, including the normalised frequencies (i.e. occurrences per 100,000 words) in each congress sub-corpus

Keyword	'83	'86	'88	'90	'92	'94	'96	'98	'00	'02	'04	'06	'08	'10	'12	Keyness
DICTIONARY	665	680	719	566	672	457	572	551	661	544	683	641	680	725	652	147,845
DICTIONARIES	301	406	462	362	371	324	352	307	513	311	370	394	377	447	411	93,511
LEXICAL	193	134	244	319	277	423	271	197	249	173	169	196	243	189	194	50,243
LANGUAGES	360	296	393	222	337	279	371	234	358	326	319	332	358	532	387	47,381
CORPUS	49	70	42	20	80	220	197	222	209	237	283	199	193	169	242	40,261
WORDS	252	234	321	222	359	331	281	328	374	289	353	267	306	291	319	33,573
WORD	244	272	288	231	276	316	283	307	315	315	260	214	308	277	301	33,571
LEXICOGRAPHY	186	142	96	107	107	97	136	119	130	121	115	135	153	135	153	32,730
SEMANTIC	124	112	118	181	144	342	133	162	133	119	131	121	155	143	144	30,925
ENGLISH	427	277	369	229	225	206	233	320	257	273	308	261	272	259	273	28,966
VERB	69	48	92	161	105	143	176	160	101	147	140	127	153	98	121	26,666
VERBS	40	52	81	193	104	213	192	115	147	123	77	115	144	65	113	26,356
BILINGUAL	95	82	167	162	87	83	156	70	83	75	144	124	86	106	78	23,683
COLLOCATIONS	15	28	53	78	48	112	71	107	103	153	137	123	112	64	62	21,805
ENTRIES	141	117	119	104	84	77	70	104	95	98	111	151	127	144	120	21,532
MEANING	149	233	126	272	196	276	201	128	137	112	142	130	154	136	135	21,180
ENTRY	173	107	144	191	106	103	127	113	113	105	101	149	96	135	104	17,335
NOUN	40	34	36	63	76	86	115	114	67	111	111	76	106	71	58	17,190
LEXICON	23	39	105	98	73	105	88	102	74	107	65	60	90	91	59	17,148
EURALEX	2	7	17	9	127	137	161	141	168	82	35	39	26	33	30	16,924
INFORMATION	174	270	299	273	272	254	297	267	272	241	205	219	277	203	210	16,820
TRANSLATION	85	49	120	106	66	98	92	74	67	57	99	61	74	103	95	15,296
LEXICOGRAPHIC	24	52	18	43	47	46	51	32	66	75	90	83	74	70	70	15,170
LANGUAGES	93	89	96	63	67	55	79	65	88	83	75	106	99	174	98	14,744
DEFINITIONS	100	146	59	59	143	77	86	69	75	54	93	64	75	67	77	14,712
CORPORA	8	25	6	3	40	44	96	78	83	57	80	53	80	63	98	14,581
LINGUISTIC	110	129	85	96	81	84	96	109	94	92	58	82	78	68	89	13,939
EXAMPLES	98	80	59	84	153	91	150	155	83	108	156	104	121	90	120	13,664
SYNTACTIC	27	25	53	67	64	113	69	102	36	75	81	88	98	43	50	13,172
LEARNERS	31	43	38	27	48	30	45	75	92	92	83	82	91	55	64	12,999
PROCEEDINGS	6	14	49	33	148	38	200	158	191	157	132	50	47	54	68	12,620
LEXICOGRAPHERS	73	85	67	61	45	43	42	65	49	48	59	46	32	62	54	12,468
MONOLINGUAL	39	39	71	80	50	57	60	35	43	45	70	48	44	43	42	12,036
USER	93	57	112	106	74	59	115	79	114	76	113	82	132	98	105	11,993
NOUNS	26	14	40	40	50	53	50	72	45	90	65	41	65	57	50	11,792
IDIOMS	13	63	8	42	40	58	31	82	31	35	54	55	37	81	61	11,498
TEXT	76	92	72	43	102	139	142	100	126	145	113	64	101	82	97	11,272
LEXICOGRAPHICAL	74	51	32	41	39	65	35	30	35	70	29	50	41	42	37	10,977
TERMINOLOGY	61	73	45	42	60	27	66	41	53	16	36	68	77	72	63	10,936
COLLOCATION	10	17	23	24	28	48	25	42	41	73	73	87	57	28	31	10,309
DATABASE	6	44	65	52	29	63	94	74	91	83	78	76	75	111	62	10,153
DEFINITION	93	140	65	82	126	84	79	70	78	54	66	72	84	80	57	9,746
LEARNER	51	62	63	34	46	24	46	66	50	50	49	62	64	30	45	9,668
USERS	45	57	74	40	53	54	71	53	146	47	91	82	93	125	136	9,530
LINGUISTICS	74	56	58	36	45	51	38	61	53	39	39	41	47	53	70	9,509
LEXICOGRAPHER	86	88	30	37	66	24	51	43	28	35	40	42	29	34	24	9,483
TEXTS	59	47	32	10	51	89	96	36	71	74	65	49	54	64	93	9,406
MEANINGS	85	65	61	61	58	64	82	38	52	44	59	51	48	55	43	9,344
USAGE	71	57	69	26	39	53	51	46	41	44	82	55	60	45	54	9,187
DATA	89	107	181	78	95	85	117	140	135	97	132	132	122	149	152	9,174
COMPUTATIONAL	16	14	61	41	39	45	74	90	36	56	45	40	45	22	34	9,140
HTTP	-	-	-	-	-	-	14	16	28	25	27	43	64	78	91	9,015
SENSES	69	42	61	82	24	57	45	95	81	44	80	41	68	47	28	9,002
EQUIVALENTS	71	79	52	64	27	39	46	22	22	20	55	45	38	38	52	8,895

VOCABULARY	85	29	58	22	66	41	38	36	66	57	39	36	48	75	49	8,840
LEMMA	17	44	17	5	33	16	29	40	33	47	42	35	44	45	42	8,573
HEADWORD	38	72	27	46	33	22	34	16	23	22	48	47	29	35	39	8,235
GRAMMATICAL	44	57	47	37	50	45	50	49	38	46	63	46	49	34	45	7,964
EXAMPLE	134	143	205	120	175	140	194	197	155	136	143	148	166	158	186	7,956
EXPRESSIONS	34	47	10	46	104	42	34	44	57	48	46	42	34	43	34	7,156
FREQUENCY	69	43	25	20	31	33	41	57	66	88	72	50	74	41	59	7,105
TERMINOLOGICAL	53	37	27	14	35	27	30	30	40	9	18	24	40	33	16	7,000
PHRASES	19	32	25	27	48	44	35	47	31	71	65	54	49	34	29	6,820
WWW	-	-	-	-	-	-	15	14	25	22	26	38	44	53	56	6,592
ITEMS	88	57	69	103	108	72	74	55	48	81	77	78	66	45	36	6,406
MORPHOLOGICAL	15	48	57	39	40	34	29	24	48	36	14	20	25	25	30	6,190
UNIVERSITY	58	79	102	82	83	73	107	132	98	113	85	94	106	88	90	6,163
OXFORD	59	112	32	67	53	40	60	87	62	74	76	84	98	85	58	6,149
SEMANTICS	13	25	19	38	38	128	33	29	42	21	19	22	26	23	20	6,105
HEADWORDS	16	38	28	6	21	12	17	16	19	14	45	38	23	38	24	6,079
USE	174	193	166	127	194	194	183	229	235	208	181	193	218	174	194	6,004
ADJECTIVES	15	9	23	33	28	29	23	37	50	55	25	20	27	52	17	5,935
TERMS	174	122	124	62	148	114	110	102	148	79	96	111	147	110	132	5,934
SENSE	90	102	129	195	72	118	122	132	115	98	119	83	107	104	65	5,798
DESCRIPTION	38	39	55	69	60	82	68	55	80	44	39	72	59	50	44	5,764
USED	201	168	156	144	163	205	209	219	188	179	222	188	185	209	234	5,643
CONCEPTUAL	29	24	80	53	68	109	29	24	16	16	21	48	25	14	20	5,547
DUTCH	19	7	30	41	28	32	28	27	42	32	53	9	23	135	35	5,532
TERM	142	120	102	53	97	54	80	86	100	34	72	70	85	65	80	5,468
DIFFERENT	113	120	179	151	146	186	172	136	145	158	168	161	165	169	162	5,431
ELECTRONIC	7	5	14	11	21	26	21	17	137	39	45	64	61	64	59	5,284
STRUCTURE	51	77	78	90	117	118	84	80	99	72	71	76	86	65	68	5,227
IDIOM	8	38	3	5	23	33	15	62	5	12	47	29	26	30	28	5,152
LONGMAN	36	61	41	43	29	41	17	16	20	24	23	23	22	14	15	5,109
ANALYSIS	67	40	76	112	80	100	96	67	84	74	88	51	75	70	98	5,104
ADJECTIVE	11	16	14	37	27	32	37	25	26	37	42	16	28	38	17	5,085
SYNONYMS	22	41	56	28	35	34	19	17	16	10	19	23	24	30	11	4,979
COMBINATIONS	21	7	25	19	27	50	46	53	62	32	27	44	19	20	13	4,895
TYPES	51	61	60	51	78	81	69	62	85	77	56	70	63	45	58	4,879
COLLOCATIONAL	11	7	4	13	19	39	17	28	8	30	29	25	21	11	26	4,840
LEMMAS	1	24	3	2	19	6	11	19	11	32	29	24	21	23	32	4,727
GRAMMAR	28	29	33	47	53	72	61	61	30	36	35	26	43	23	26	4,698
ONLINE	-	7	1	1	2	1	4	3	24	7	21	20	48	70	78	4,697
SEARCH	18	8	25	16	17	14	23	31	76	39	56	54	81	100	124	4,584
PHRASAL	7	22	12	1	16	9	54	17	12	23	19	22	20	22	16	4,583
COBUILD	1	13	27	18	31	30	23	37	21	17	13	26	15	7	15	4,547
LEXICOLOGY	9	9	15	10	11	7	43	46	14	28	22	21	26	5	7	4,543
TRANSLATIONS	10	8	18	19	25	19	16	16	11	34	44	18	16	32	33	4,538
EDITION	22	41	17	28	17	13	23	25	20	34	61	74	41	41	58	4,434
CONCEPT	65	56	56	66	80	105	52	85	52	16	23	55	43	44	30	4,294
REFERENCES	37	45	28	21	11	36	47	35	33	37	40	41	35	28	39	4,223
LIST	55	52	76	49	37	39	63	69	64	69	86	72	75	72	107	4,180
PROJECT	35	29	62	45	57	57	68	79	81	92	72	76	82	97	97	4,161
CONCEPTS	37	65	56	28	72	51	28	54	31	13	14	49	25	29	29	4,053
CONTEXT	63	55	45	45	37	69	52	67	51	55	65	47	64	37	93	4,047
DOMAIN	7	7	10	27	30	76	21	17	39	19	59	25	26	29	48	4,026
COLLOCATES	5	2	3	1	3	19	11	25	5	36	13	-	17	28	14	3,955
FORMS	58	57	85	58	54	47	48	58	71	69	58	51	76	70	69	3,835
ITALIAN	13	18	33	54	23	53	32	73	24	45	6	80	54	53	38	3,806
SYNONYM	12	14	57	7	22	12	14	16	11	4	6	7	8	15	71	3,803
PAPER	62	51	64	51	68	72	84	72	92	80	91	82	76	74	77	3,777
POLYSEMY	13	9	25	6	12	36	17	11	14	28	9	14	13	16	7	3,754
SPEAKERS	45	28	51	16	30	27	23	14	32	25	26	31	24	57	30	3,725
IDIOMATIC	16	35	5	17	18	14	11	37	29	13	11	11	20	14	10	3,721
PHRASEOLOGICAL	6	-	1	2	17	9	9	11	32	16	5	18	7	31	19	3,715

INTERNET	-	-	-	-	-	-	20	24	56	13	10	13	25	24	24	3,699
LEXEMES	33	25	25	23	19	43	8	15	12	14	8	12	6	14	4	3,683
ENCODING	6	6	3	25	25	19	20	30	31	48	16	23	14	11	8	3,675
TYPE	61	56	61	79	96	113	87	87	80	84	56	74	88	60	58	3,662
SPECIFIC	35	39	44	61	63	85	52	58	63	48	59	63	73	64	65	3,608
COMPOUNDS	28	48	20	30	39	18	20	13	12	26	13	28	32	30	16	3,555
ABSTRACT	10	9	23	20	37	41	46	39	40	41	44	50	14	10	33	3,507
PATTERNS	20	15	17	39	23	28	43	50	30	52	54	45	73	61	38	3,497
MULTILINGUAL	5	11	16	13	16	10	25	12	12	11	18	13	20	18	19	3,486
WORDNET	-	-	27	-	-	2	11	30	24	20	14	9	8	25	15	3,482
PHRASE	16	25	32	31	41	44	45	57	18	54	57	24	31	26	17	3,479
PRONUNCIATION	33	15	27	14	19	36	11	20	31	17	14	11	33	22	12	3,477
CONTEXTS	25	8	15	13	21	26	27	57	16	18	38	21	31	20	28	3,468
LEXICOLOGICAL	3	5	1	4	4	31	13	10	10	47	21	29	14	4	1	3,458
AFRIKAANS	-	20	-	-	8	21	3	-	26	11	33	9	11	33	12	3,452
NP	9	-	8	32	26	27	55	20	12	27	27	8	8	6	1	3,444
FIGURE	7	7	41	27	34	88	62	93	76	88	114	79	88	92	79	3,442
FREQUENT	18	11	16	8	26	28	26	40	28	53	33	29	38	32	37	3,375
UNITS	31	23	12	48	35	23	55	43	87	62	21	48	45	59	59	3,335
EXTRACTION	1	-	2	7	11	6	25	40	33	20	38	22	25	15	25	3,254
KNOWLEDGE	44	41	101	122	130	105	59	50	83	50	59	57	54	44	44	3,242
TOOL	14	12	19	29	14	22	21	30	36	28	46	39	32	29	33	3,188
THESAURUS	27	21	27	7	5	14	17	15	8	3	9	2	43	22	14	3,180
WEB	-	2	-	-	1	-	12	10	36	11	16	25	32	31	51	3,169
CATEGORY	25	27	16	43	25	58	29	27	20	25	33	34	24	49	44	3,147
FRISIAN	-	68	-	-	-	-	-	-	-	-	-	-	-	82	1	3,141
PHRASEOLOGY	3	5	1	4	10	11	3	14	14	21	7	37	22	14	14	3,123
CORPUS-BASED	-	1	1	-	7	10	17	15	18	14	17	13	17	18	14	3,107
REFERENCE	59	61	41	33	67	50	43	47	54	35	44	48	64	37	46	3,103
SENTENCES	30	7	18	28	27	48	30	30	21	30	45	18	48	25	38	3,098
LDOCE	48	38	39	36	13	4	16	8	3	13	20	9	9	4	2	3,097
SEMANTICALLY	10	11	13	12	10	16	19	15	10	21	21	17	15	13	14	3,067
SOURCE	25	70	76	62	43	50	51	43	43	61	55	40	40	54	56	3,055
COLLINS	19	29	75	44	27	15	23	25	18	23	20	20	12	14	19	3,018
ADJ	9	23	13	14	19	11	12	11	7	15	20	16	18	7	6	2,999
CATEGORIES	61	34	43	50	29	47	23	22	17	25	40	29	21	36	32	2,996
SWEDISH	2	1	1	1	30	18	22	32	5	49	6	10	19	36	39	2,986
ETYMOLOGICAL	19	16	6	16	6	3	6	13	5	18	2	23	10	25	9	2,975
XML	-	-	-	-	-	-	-	-	18	30	11	31	20	16	10	2,964
LABELS	27	13	29	20	15	14	11	7	11	18	46	41	33	22	14	2,958
MULTI-WORD	6	2	3	1	6	9	10	10	13	37	18	5	14	10	15	2,930
FRAMENET	-	-	-	-	-	-	-	7	6	27	15	5	40	10	18	2,873
DEFINING	46	25	10	18	41	10	32	14	9	31	12	22	13	23	24	2,857
DIALECT	7	48	12	1	2	3	22	2	2	7	16	6	62	30		2,847
SPELLING	14	15	14	22	25	10	14	17	23	19	16	36	19	27	27	2,839
DICTIONNAIRE	15	19	16	9	26	14	6	7	13	9	13	13	13	4	13	2,832
FRAME	14	10	8	5	20	54	65	17	13	91	29	16	45	21	23	2,814
DICTIONARY-MAKING	6	4	1	1	10	3	41	11	5	9	24	20	12	5	7	2,814
PRESS	24	62	51	44	59	53	60	60	51	57	49	71	70	61	53	2,799
FORM	114	138	105	176	112	83	95	94	134	112	77	73	94	96	74	2,783
ATKINS	1	3	16	13	10	30	32	16	16	16	13	8	11	19	17	2,765
SPECIALIZED	29	16	14	4	12	20	11	20	26	10	14	18	30	20	25	2,757
CAMBRIDGE	13	20	32	23	27	33	34	27	38	34	30	37	34	33	34	2,751
TÜBINGEN	11	17	19	8	3	13	8	11	13	10	10	6	18	9	9	2,744
FEATURES	37	61	43	48	58	63	53	43	55	34	37	49	55	41	34	2,734
EQUIVALENT	55	48	43	44	28	30	43	37	22	17	59	30	35	26	28	2,731
DANISH	18	31	3	1	1	14	15	1	24	71	41	9	10	20	20	2,729
TOOLS	7	2	24	5	20	27	35	37	38	30	47	31	26	38	32	2,705
MULTIWORD	4	33	6	7	4	7	6	3	32	15	4	7	7	17	9	2,699
PREPOSITIONAL	4	2	8	3	7	8	11	18	6	34	30	6	17	5	3	2,693
PREPOSITIONS	15	8	3	4	7	6	2	44	9	8	16	7	19	4	21	2,663

HEID	-	-	8	1	1	21	25	20	21	14	15	6	14	7	5	2,653
LEXEME	20	13	18	10	19	32	9	14	14	13	3	9	1	8	8	2,634
COMPILATION	14	13	6	7	14	14	14	15	17	10	21	21	17	16	18	2,618
OBJECT	35	29	39	40	33	64	55	49	23	58	20	30	56	32	19	2,614
INFLECTIONAL	7	6	16	-	14	14	9	2	10	21	6	13	9	19	7	2,609
CONSTRUCTIONS	10	5	13	7	11	19	12	13	14	21	12	17	35	12	7	2,607
VERBAL	14	19	14	22	16	36	23	44	24	26	10	18	26	24	14	2,600
VARIANTS	14	13	12	17	6	14	25	11	14	6	7	17	16	31	32	2,570
TARGET	17	18	56	18	28	33	34	29	61	43	48	37	35	46	53	2,567
HARTMANN	30	21	15	13	11	12	9	6	14	4	8	6	17	5	9	2,550
ETYMOLOGY	21	9	4	8	11	8	13	14	5	13	8	13	12	14	9	2,548
ITEM	49	46	31	52	52	34	29	23	20	32	42	36	27	18	12	2,548
FIGURATIVE	3	20	5	15	10	6	22	6	45	16	3	18	3	12	7	2,518
ELEMENTS	24	34	27	40	45	33	38	39	40	39	21	53	59	33	27	2,501
OED	19	50	13	7	13	5	11	15	9	7	17	14	11	11	30	2,490
REPRESENTATION	10	11	38	60	33	63	37	27	33	28	21	33	29	22	18	2,488
EXTRACTED	5	2	8	5	16	24	18	31	21	17	26	6	24	13	27	2,482
HANKS	1	20	6	2	5	3	2	6	10	13	18	12	15	9	34	2,474
COLLOCATE	4	2	3	1	3	12	8	21	4	20	8	21	12	7	11	2,468
ESTONIAN	1	-	3	-	18	-	12	1	-	19	19	9	10	19	41	2,468
TRANSLATORS	10	15	12	4	20	16	10	3	7	4	8	13	14	19	13	2,460
NLP	-	-	2	3	8	29	13	10	26	11	18	10	7	9	11	2,431
GERMAN	79	42	79	72	14	43	17	39	37	51	49	25	66	68	48	2,410
PREPOSITION	11	6	6	11	4	6	11	27	7	15	24	5	11	5	13	2,401
VALENCY	9	3	4	22	1	14	6	3	10	17	5	18	5	8	25	2,383
WÖRTERBUCH	25	22	20	-	4	9	3	3	6	6	9	5	11	9	19	2,375
MORPHOLOGY	8	6	28	3	10	13	16	3	25	14	11	9	16	16	11	2,341
POLYSEMOUS	11	14	15	10	6	14	6	11	5	9	16	5	10	12	7	2,341
LEXICONS	2	4	10	18	13	14	18	5	19	9	7	8	16	9	5	2,320
RELEVANT	30	22	24	43	33	50	42	29	58	44	40	34	51	43	40	2,302
QUERY	2	1	12	18	10	7	15	23	23	22	15	13	22	15	19	2,299
DISAMBIGUATION	5	-	12	4	2	23	21	32	7	4	19	3	7	5	8	2,291
LISTS	17	7	28	21	16	30	23	30	23	33	26	23	34	22	31	2,288
LINGUISTS	15	13	17	13	17	14	14	12	11	11	7	10	14	17	15	2,284
BASED	58	49	46	34	50	74	74	79	57	62	65	60	63	71	75	2,278
OCCURRENCES	11	11	10	4	3	10	11	26	14	22	10	9	12	12	20	2,273
METAPHORICAL	3	64	3	20	3	18	10	33	9	18	5	16	4	7	4	2,265
RELATED	25	29	28	40	31	58	27	36	47	44	41	39	60	42	47	2,255
BENJAMINS	-	1	6	7	3	6	6	8	12	9	13	14	14	8	12	2,250
WOORDENBOEK	3	-	4	7	4	13	3	1	7	1	8	1	5	38	5	2,233
NIEMEYER	9	11	11	12	7	10	7	13	12	10	7	5	12	7	8	2,231
FUNCTION	53	55	40	35	49	50	57	43	45	34	29	28	49	36	35	2,210
FRAMES	5	2	12	7	12	21	15	24	15	38	14	20	23	12	21	2,197
HTML	-	-	-	-	-	-	14	5	16	11	6	11	16	10	15	2,194
COMPOUND	18	43	11	24	43	7	12	28	10	18	9	16	18	19	13	2,169
FILLMORE	-	5	1	7	3	26	23	3	7	19	5	12	15	6	7	2,167
AMSTERDAM	6	3	16	27	18	17	19	26	18	13	11	14	19	16	17	2,159
ADVERBS	2	4	1	3	7	5	4	10	10	6	37	8	26	5	10	2,148
PROPERTIES	15	37	33	41	40	57	28	22	23	26	29	30	34	13	26	2,145
BNC	-	-	-	-	-	-	3	7	13	18	11	15	9	13	16	2,116
ALPHABETICAL	15	20	16	17	15	14	6	7	14	17	11	9	14	10	6	2,114
PROTOTYPICAL	4	6	14	27	23	17	14	7	3	4	7	7	4	7	11	2,112
DIALECTS	3	24	3	-	2	1	27	2	2	3	3	1	3	44	26	2,109
ADVERB	2	2	6	4	7	8	14	14	7	9	22	10	15	12	4	2,108
TRANSITIVE	4	3	8	40	12	13	18	11	3	17	6	9	8	3	5	2,065
CASES	35	54	59	69	90	77	50	80	57	60	65	64	56	55	44	2,054
EQUIVALENCE	13	24	17	18	3	9	25	9	5	7	36	7	15	6	5	2,040
RESULTS	25	19	47	37	43	53	34	53	77	56	57	39	67	64	81	2,038
SYNTAX	9	9	8	16	17	25	25	17	22	9	18	13	7	12	10	2,034
CLASSIFICATION	28	18	18	16	15	34	35	13	20	19	12	32	17	8	18	2,031
COMPONENT	29	17	18	21	32	41	20	27	12	29	11	17	17	30	21	2,019

APPROACH	25	39	43	44	50	80	73	54	60	65	51	57	58	44	68	2,003
HAUSMANN	4	3	20	15	6	19	6	8	9	8	5	7	11	3	6	1,986
COGNITIVE	3	11	10	26	19	37	19	13	16	15	3	9	28	19	20	1,984
KILGARRIFF	-	-	-	-	-	3	3	3	4	9	5	10	13	14	23	1,980
SINCLAIR	4	9	17	5	11	8	10	21	14	12	19	15	10	6	18	1,974
CZECH	1	6	12	-	-	5	1	23	43	26	17	17	21	5	26	1,974
TEXTUAL	10	20	4	8	16	17	15	30	12	12	9	9	14	11	6	1,970
DOMAINS	4	3	8	6	8	21	6	5	18	5	22	9	12	21	24	1,961
COM	3	1	6	5	1	-	4	3	7	10	10	14	15	21	35	1,961
ANNOTATION	-	-	-	1	-	2	3	3	4	10	10	4	32	8	23	1,957
NATIVE	38	20	38	22	27	9	25	11	12	29	16	21	22	27	20	1,938
CONSTAINS	17	27	27	13	27	27	32	33	31	20	31	28	27	35	34	1,932
MICROSTRUCTURE	-	7	4	15	7	4	3	6	9	4	9	17	10	7	17	1,923
COWIE	8	13	14	11	10	6	8	15	10	16	14	5	8	4	6	1,922
CONTENT	18	33	12	28	35	14	27	23	27	26	34	31	39	62	27	1,920
POSSIBLE	97	74	93	90	91	98	107	87	86	96	85	74	81	87	64	1,908
TABLE	26	15	17	17	21	36	65	66	79	80	94	56	75	77	76	1,900
RELATIONS	18	23	83	33	55	59	62	48	38	34	38	42	50	40	40	1,899
OALD	-	27	12	21	11	1	12	8	3	7	15	15	15	1	1	1,881
NEOLOGISMS	5	21	21	13	3	3	5	-	15	2	8	12	8	5	8	1,879
FORMAT	11	16	22	23	26	16	14	22	31	23	26	20	21	16	24	1,875
CONTRASTIVE	21	7	18	6	9	13	17	3	8	9	4	6	8	5	4	1,867
PLURAL	6	5	17	13	9	9	7	7	16	14	21	9	14	18	5	1,865
TRANSLATED	13	9	17	19	10	18	24	16	15	16	18	13	14	18	21	1,861
ONTOLOGY	-	-	-	1	1	12	7	2	7	3	20	4	20	14	9	1,854
INFLECTED	2	8	12	4	3	3	5	7	14	9	5	5	23	9	6	1,847
DESCRIPTIVE	11	12	5	20	20	36	14	13	12	16	12	14	7	14	8	1,840
HORNBY	7	10	5	13	3	1	3	48	1	2	24	4	19	1	4	1,838
SUFFIX	10	5	18	7	2	10	1	14	24	22	2	3	8	7	12	1,820
USES	30	29	33	27	23	20	34	44	24	23	36	33	44	19	28	1,806
CORRESPONDING	11	10	16	22	16	23	22	22	24	23	19	17	23	19	23	1,804
COMPILED	14	8	19	6	14	10	12	9	11	12	12	13	12	24	22	1,798
DEFINED	49	26	15	38	41	49	46	30	29	20	27	31	29	24	23	1,798
GIVEN	96	104	114	122	130	87	112	104	106	92	101	96	88	78	77	1,790
INTRANSITIVE	5	2	8	33	9	14	21	11	2	12	6	6	5	2	4	1,788
PARSING	1	7	5	12	21	13	14	19	16	7	6	5	8	2	7	1,785
SENTENCE	22	20	19	30	37	36	41	37	29	36	47	16	37	17	32	1,780
POS	1	-	8	10	3	3	8	12	7	3	7	7	10	15	18	1,779
LISTED	25	14	25	19	13	19	13	26	15	15	18	29	32	36	24	1,771
SPANISH	15	18	14	60	4	15	7	5	16	37	27	34	39	23	33	1,770
DIZIONARIO	4	6	5	10	3	7	-	4	1	2	1	18	13	6	14	1,760
PROCESSING	26	16	29	42	27	23	26	28	33	19	22	18	26	20	26	1,757
CONCORDANCE	6	7	5	2	16	4	4	7	13	18	14	5	12	3	10	1,742
ONOMASIOLOGICAL	3	2	4	7	4	17	2	-	21	-	5	7	7	13	3	1,741
SPEECH	39	29	35	19	57	46	48	31	35	24	22	24	34	41	32	1,736
PHONETIC	12	13	13	10	4	4	21	15	17	6	9	5	10	11	9	1,730
TERMINOGRAPHY	1	9	5	1	7	7	2	-	19	2	3	20	18	-	2	1,721
PROVERBS	1	6	3	2	15	2	2	4	27	4	-	6	1	8	34	1,718
THEORETICAL	16	15	30	26	30	44	20	14	24	22	13	24	19	16	25	1,692
SELECTED	18	16	14	21	17	40	14	35	25	27	30	29	27	27	27	1,692
TAGGING	2	3	1	1	3	8	8	18	25	4	14	4	10	7	9	1,683
GENERAL	117	75	80	87	115	109	78	71	111	67	78	90	101	88	80	1,681
NUMBER	123	75	119	124	97	103	92	133	119	115	112	103	89	104	108	1,679
RELATION	18	23	43	31	55	42	37	41	24	27	43	33	32	29	29	1,673
LSP	3	2	3	-	25	11	8	3	4	7	7	3	13	5	1	1,672
COMPILING	7	6	9	7	8	6	11	5	10	9	12	10	11	12	15	1,666
INCLUDED	25	45	21	29	40	35	45	33	24	42	48	59	46	63	52	1,664
INFLECTION	2	-	8	4	10	5	8	1	9	7	2	3	10	25	4	1,663
EDITORS	17	10	11	7	8	18	16	7	5	18	32	12	14	12	9	1,658
ABBREVIATIONS	7	10	33	4	8	5	4	-	17	3	6	13	6	6	15	1,658
CRITERIA	19	18	17	18	18	29	28	17	14	21	19	41	32	24	29	1,652

INCLUSION	6	25	15	28	8	6	8	14	12	12	24	20	20	12	19	1,651
QUOTATIONS	14	21	5	1	57	5	4	6	9	15	11	12	6	9	3	1,638
WIEGAND	32	3	4	4	6	4	2	5	10	3	3	6	9	4	10	1,638
JOURNAL	10	11	10	7	10	15	17	21	27	14	16	20	25	27	28	1,635
GLOSSARY	40	15	8	-	10	1	6	5	7	2	2	5	18	9	12	1,633
ON-LINE	9	9	32	10	7	5	11	8	14	3	7	7	16	12	10	1,633
FUNCTIONS	13	16	25	32	38	50	33	23	35	31	16	20	41	20	23	1,627
RESEARCH	53	33	79	55	65	80	48	84	86	63	60	74	73	70	90	1,617
INSTANCE	30	39	24	46	48	49	40	33	27	37	35	36	33	37	38	1,615
SECTION	20	19	22	49	38	47	26	64	44	54	46	57	146	56	45	1,603
CITATIONS	8	28	3	16	9	4	19	10	11	7	7	6	7	11	4	1,598
RUNDELL	-	5	-	-	3	3	-	-	2	9	10	7	6	17	20	1,583
PROCESS	42	42	39	66	60	66	99	65	60	79	78	1	54	51	54	1,578
SLANG	7	10	5	1	7	14	26	2	5	20	20	3	8	5	5	1,573
CONTEXTUAL	11	13	10	13	27	19	8	13	3	6	14	11	7	5	11	1,557
SELECTION	34	43	23	17	20	39	34	26	21	27	24	33	29	30	33	1,551
INTRODUCTION	34	15	23	22	20	37	34	33	31	30	31	36	30	30	34	1,549
COMBINATORICS	1	-	-	-	-	40	24	10	19	6	1	1	1	1	1	1,549
LITERAL	5	24	6	28	3	8	17	16	10	11	16	11	5	10	12	1,537
ILLUSTRATIVE	7	9	6	3	11	5	11	3	9	9	23	7	7	4	16	1,533
AUTOMATIC	11	9	11	8	13	10	12	35	19	24	27	13	18	21	27	1,530
PRAGMATIC	6	16	9	21	22	11	14	14	8	21	7	18	14	6	7	1,526
PRINTED	23	20	26	23	23	17	14	14	26	12	14	14	19	41	14	1,523
LABEL	16	11	17	35	16	12	14	8	12	13	24	23	19	20	18	1,520
FRENCH	76	81	69	87	43	40	54	47	31	57	45	73	27	43	53	1,504
PRESENTED	25	21	25	27	25	27	31	22	35	37	33	34	40	41	39	1,502
VARIANT	7	14	8	16	9	9	12	9	9	6	4	8	12	15	20	1,490
SL	1	20	8	17	3	2	30	11	10	3	6	9	10	1	2	1,487
ADV	1	6	8	4	3	5	6	3	3	8	5	15	11	7	2	1,485
VERLAG	1	3	6	9	9	6	8	6	5	12	6	4	6	6	7	1,482
DERIVED	22	16	27	34	22	33	27	20	29	27	16	14	21	14	16	1,464
KEYWORDS	-	2	1	4	27	2	1	25	25	3	2	5	10	3	16	1,462
CD-ROM	-	-	17	5	4	13	8	3	36	5	12	12	11	8	5	1,461
ACQUISITION	-	33	9	25	17	44	27	27	35	15	14	13	9	24	6	1,458
ADVANCED	15	15	14	23	12	13	18	23	17	22	22	41	50	31	23	1,458
UNIVERSITÉ	3	7	6	1	2	4	10	7	7	5	6	9	6	7	6	1,452
INSTITUT	14	7	10	1	-	6	2	9	3	6	-	9	16	9	6	1,451
STRUCTURES	11	16	36	40	30	37	24	32	19	17	22	28	26	14	25	1,445
SUFFIXES	6	14	17	5	2	5	4	14	22	9	-	4	7	4	3	1,440
PART-OF-SPEECH	1	2	3	2	1	9	4	19	11	7	5	4	6	5	7	1,433
RETRIEVAL	11	9	16	4	14	13	14	20	18	15	7	7	10	9	9	1,432
TYPICAL	14	22	13	28	34	32	37	30	24	20	21	39	27	18	14	1,417
TAGGED	2	-	2	7	2	15	8	24	12	5	14	5	8	4	9	1,411
FONTENELLE	-	-	-	6	4	6	11	15	12	13	3	6	3	3	1	1,407
SPOKEN	18	19	21	2	23	9	13	30	19	22	55	8	15	29	22	1,407
STUDENTS	41	19	62	10	40	67	23	75	48	58	25	50	71	23	49	1,405
PEDAGOGICAL	4	5	1	9	7	7	5	15	5	8	14	7	12	6	6	1,404
SYSTEMATIC	13	11	12	11	22	20	16	16	20	9	12	13	16	19	15	1,403
HISTORICAL	63	44	17	11	11	21	18	15	35	33	18	23	20	36	28	1,389
PRESENTATION	31	7	16	24	10	13	20	11	23	25	17	26	23	23	21	1,388
DERIVATIONAL	3	5	7	7	3	5	4	5	6	3	3	5	13	10	2	1,381
LEXIS	9	3	3	2	13	6	10	4	3	4	6	5	10	10	7	1,378
TL	1	11	3	13	3	4	23	15	-	1	6	14	17	1	1	1,371
ENCODED	2	1	2	6	3	7	8	26	7	19	6	11	9	7	6	1,371
DATABASES	2	3	12	10	9	5	27	5	23	9	14	13	15	18	9	1,369
AUTOMATICALLY	9	8	19	10	13	12	21	30	19	16	27	14	22	19	25	1,368
HUNGARIAN	2	11	82	-	-	1	1	14	13	10	22	22	3	11	12	1,366
FRANÇAIS	6	8	10	1	13	9	1	3	6	3	5	5	5	4	7	1,365
EDITING	10	7	6	4	11	7	8	6	9	12	23	19	10	13	12	1,363
PUBLISHERS	7	14	19	10	14	5	13	9	27	18	16	16	12	18	13	1,354
PUSTEJOVSKY	-	-	-	-	7	18	4	10	5	1	2	4	10	6	6	1,352

SYNONYMY	3	5	23	1	4	10	8	6	10	3	5	12	1	4	2	1,344
SUBCATEGORIZATION	-	-	5	9	-	9	3	27	1	10	11	4	4	2	-	1,343
CONTAIN	19	20	36	17	22	16	21	31	25	25	20	27	23	22	25	1,342
GRUYTER	2	1	1	3	3	8	5	4	7	6	3	5	10	7	6	1,340
AFFIXES	7	1	10	2	4	2	3	4	11	4	1	9	6	12	7	1,335
ALTERNATIONS	-	1	3	-	2	25	4	7	2	7	2	5	7	2	18	1,334
ORDBOK	-	-	-	-	8	-	22	2	1	7	10	13	2	1	9	1,333
VARIATION	7	6	5	24	10	31	25	23	13	16	11	25	18	26	16	1,333
SYNTAGMATIC	1	3	1	2	25	9	2	4	7	4	6	11	6	5	4	1,332
WEBSTER	18	16	12	13	13	7	9	7	5	3	2	8	14	8	5	1,332
MEL	2	2	9	4	16	44	12	8	11	6	1	4	11	3	6	1,323
COMPONENTS	14	28	14	18	25	53	28	19	12	12	15	21	20	17	9	1,308
CONCORDANCES	3	6	7	1	10	5	4	2	3	11	4	11	9	-	10	1,301
CALZOLARI	6	8	19	5	14	7	14	9	6	3	1	3	-	2	1	1,298
METAPHOR	2	51	7	16	7	23	20	23	13	10	2	16	2	8	5	1,297
BERGENHOLTZ	-	-	2	-	-	4	6	4	6	5	2	2	8	6	18	1,294
VERSION	12	16	19	23	18	26	21	18	27	44	37	43	28	47	38	1,286
PRINCIPLES	48	53	25	33	32	17	26	26	22	25	31	19	19	20	24	1,286
FIELD	69	52	43	48	61	60	30	48	42	27	47	38	40	40	49	1,285
EFL	9	10	14	1	4	4	2	18	5	9	9	4	9	5	3	1,284
LATIN	18	74	27	8	11	18	6	7	6	17	6	16	22	26	23	1,283
SCHRYVER	-	-	-	-	-	-	-	-	5	3	18	9	11	6	7	1,282
DIALECTAL	1	4	3	1	-	-	3	18	1	1	5	2	3	12	17	1,281
MED	1	3	1	1	2	7	3	1	3	16	19	20	6	3	7	1,278
NORWEGIAN	6	2	3	-	2	-	17	1	16	10	9	7	4	4	60	1,275
ADJECTIVAL	2	5	7	6	3	10	12	4	8	11	6	5	7	7	2	1,270
TAGS	-	-	6	2	4	9	11	20	13	7	11	5	8	4	17	1,264
COMBINATION	11	15	21	19	22	27	27	22	25	32	19	31	18	21	18	1,257
TAAL	2	3	1	1	4	13	3	1	4	3	-	3	2	19	2	1,257
ANNOTATED	-	1	-	3	-	2	6	5	4	7	7	6	18	6	16	1,250
ZGUSTA	20	15	5	8	5	7	8	1	3	1	4	2	2	3	5	1,249
MANUALLY	2	1	1	2	4	7	4	8	6	8	8	9	10	10	19	1,245
GLOSSARIES	17	11	2	-	10	-	1	3	5	1	4	7	4	3	13	1,243
CASE	81	70	87	93	101	95	96	101	95	96	95	95	94	96	79	1,241
CLASSES	21	7	16	19	16	47	50	23	24	13	18	59	36	13	16	1,241
DTD	-	-	-	-	10	-	8	27	5	8	2	10	3	1	2	1,240
DICCIONARIO	3	2	2	4	-	-	-	-	5	8	10	11	8	5	6	1,237
ORTHOGRAPHIC	6	4	2	2	6	3	3	3	7	14	1	13	12	3	6	1,237
GOOGLE	-	-	-	-	-	-	-	-	-	-	2	8	5	16	16	1,236
MORPHOSYNTACTIC	1	-	-	2	2	6	3	4	10	6	4	3	7	12	1	1,236
INSTANCES	13	14	10	6	15	18	11	34	9	19	14	20	14	8	12	1,232
ORDER	72	57	61	73	83	66	75	75	102	69	73	85	77	71	81	1,231
DENOTING	7	5	3	10	12	11	4	5	7	5	9	7	5	6	8	1,230
EXPLICIT	15	12	19	22	21	21	18	11	10	19	10	16	13	12	15	1,228
METAPHORS	-	31	1	18	7	17	11	13	16	7	3	14	1	4	3	1,228
TEI	-	-	-	-	7	-	1	25	36	5	2	6	4	3	-	1,227
ORTHOGRAPHY	3	7	6	3	8	1	3	1	5	6	2	5	5	10	13	1,227
CODES	11	11	11	35	6	27	10	8	6	21	26	5	20	5	7	1,225
STATISTICAL	10	7	13	3	7	18	17	21	26	21	24	13	15	13	15	1,224
CIDE	-	-	-	-	-	-	14	22	9	16	1	3	1	3	1	1,223
USING	44	35	41	31	40	56	73	71	70	59	60	55	65	63	84	1,219
SEARCHES	3	2	3	2	1	4	6	6	16	13	18	9	11	14	16	1,219
ACCESS	14	18	53	28	21	26	35	22	36	29	24	31	52	61	38	1,212
TARP	-	-	-	-	-	-	-	3	6	3	2	3	8	8	20	1,211
COMPARISON	14	18	12	27	18	23	20	17	19	22	25	20	24	20	19	1,205
DEUTSCHEN	11	5	3	2	3	10	-	4	3	4	3	2	12	3	7	1,203
LANGUE	8	26	10	6	7	5	3	5	7	2	4	7	3	3	6	1,201
ADVERBIAL	3	2	3	7	5	13	3	3	10	4	10	4	8	6	3	1,198
BASE	17	20	74	25	33	54	38	30	42	34	22	33	29	19	30	1,193
ENCYCLOPEDIA	1	4	19	5	8	4	1	7	12	5	3	3	7	2	7	1,189
PREDICATE	20	1	7	14	8	14	5	11	4	2	4	9	12	2	1	1,187

COMPLEMENTS	2	1	5	10	2	6	20	24	7	7	9	6	7	2	2	1,185
ANTONYMS	3	3	14	1	2	5	4	3	7	3	1	20	1	5	1	1,182
ANALYZED	4	2	5	10	7	11	5	7	9	4	7	5	9	7	8	1,181
CUK	1	2	8	4	14	1	8	5	11	7	-	2	10	3	-	1,176
SPECIALISED	-	2	3	4	6	5	13	4	11	7	13	33	22	13	10	1,175
LEXICALIZED	5	2	1	7	7	2	6	7	2	5	7	4	1	4	9	1,172
ENGL	-	-	1	2	-	2	-	-	1	45	-	-	5	2	4	1,171
BOGAARDS	-	-	-	-	6	5	3	12	3	3	6	6	4	8	4	1,165
REFLEXIVE	1	-	2	31	4	4	2	22	-	9	2	13	1	1	7	1,159
LAKOFF	-	11	-	41	5	12	12	7	4	6	-	4	2	2	1	1,157
DIFFERENCES	19	19	34	30	33	32	24	23	48	34	26	28	31	27	21	1,157
DESCRIPTIONS	7	8	8	16	17	17	14	13	10	11	20	15	10	12	12	1,155
WORD-FORMATION	3	7	14	2	4	7	5	1	2	12	1	3	3	6	4	1,152
EDITORIAL	5	20	3	4	12	14	10	13	5	12	15	14	8	20	10	1,146
DISCOURSE	23	22	9	13	23	24	37	12	9	17	16	8	13	9	14	1,145
PREFIXES	4	10	17	7	1	1	1	7	17	2	2	5	6	10	-	1,144
PARSER	-	16	5	3	13	4	7	15	4	8	8	1	6	1	7	1,142
INTERFACE	2	1	13	16	5	8	9	16	34	12	16	22	15	18	13	1,140
BASIC	51	33	43	46	33	31	49	31	42	34	23	31	40	31	27	1,140
UNIVERSITÄT	-	7	10	-	1	8	6	8	5	7	6	4	6	2	1	1,132
CONCISE	18	25	16	7	8	7	3	5	4	9	6	5	5	8	5	1,130
LEVIN	-	-	11	7	4	23	11	4	7	3	2	11	5	3	6	1,127
PAIRS	13	11	19	10	10	15	18	10	7	21	14	24	12	14	21	1,126
THEMATIC	1	33	3	4	11	10	6	6	7	5	5	7	13	7	9	1,125
DALE	2	2	21	49	10	24	10	1	13	6	9	9	1	12	2	1,124
LINGUISTICA	2	4	5	1	3	8	7	20	3	3	1	4	3	2	4	1,120
SUBCATEGORISATION	-	-	1	-	-	6	-	1	10	34	1	-	7	-	-	1,120
DICTIONNAIRES	2	3	5	7	8	2	3	3	4	2	8	5	6	3	6	1,120
WEBSITE	-	-	-	-	-	-	-	1	3	2	1	4	4	14	15	1,120
HYPONYS	3	2	14	1	8	5	1	7	2	6	3	2	3	4	11	1,118
TAXONOMY	2	29	8	7	8	26	8	9	4	1	6	2	1	2	7	1,117
SPRACHE	11	5	7	1	1	6	2	3	3	5	3	4	9	5	3	1,114
DERIVATION	3	2	9	5	5	10	5	10	8	24	2	4	6	5	5	1,111
LINGUA	7	5	7	7	2	5	1	3	2	4	2	19	6	5	6	1,108
LAROUSSE	3	1	3	5	6	-	3	2	2	8	7	6	5	9	2	1,107
CAUSATIVE	10	-	1	16	20	17	11	4	2	-	9	2	4	-	2	1,103
MLDS	-	16	-	-	-	-	-	-	-	-	7	26	2	5	3	1,094
COMBINATORY	-	1	8	3	13	14	12	8	5	4	2	4	1	-	-	1,094
SUPERORDINATE	6	7	28	2	1	7	3	1	3	6	2	2	1	1	22	1,093
TECHNICAL	54	29	33	23	27	17	29	22	26	16	33	19	29	30	15	1,092
DERIVATIVES	16	20	3	9	10	6	3	3	6	9	3	9	13	5	4	1,091
ACADEMIC	41	16	37	17	10	12	8	10	12	28	12	6	34	16	59	1,089
COMPLEMENT	6	2	8	13	2	9	37	20	12	10	10	5	14	6	3	1,088
QUERIES	3	1	1	6	2	7	6	10	12	11	22	12	7	8	18	1,086
CORE	11	7	24	10	10	14	17	18	45	17	17	10	14	20	25	1,074
AUTHORS	17	20	29	4	20	9	18	9	16	11	19	13	11	19	20	1,071
ANGLICISMS	10	-	-	8	-	-	-	-	8	-	-	22	1	7	1	1,068
TERMINOLOGISTS	10	6	8	6	11	2	7	7	4	1	2	1	1	2	5	1,068
WAT	1	-	-	1	5	35	10	-	7	11	2	2	1	4	1	1,063
SINGULAR	8	5	14	7	7	4	10	6	9	9	13	8	9	8	6	1,062
MACROSTRUCTURE	-	1	3	1	3	4	-	4	8	1	2	-	8	3	9	1,062
LEXICOGRAPHICA	3	3	3	2	2	6	5	9	6	5	2	3	5	3	4	1,061
SKETCH	2	-	1	3	2	1	2	1	2	11	21	9	10	22	23	1,059
ABBY	-	-	-	-	-	-	-	-	-	-	-	-	-	28	6	1,055
STEM	16	8	25	3	17	5	29	4	11	21	6	2	16	4	13	1,055
SOURCES	21	50	27	17	23	23	14	19	19	28	39	28	21	29	25	1,048
RUSSIAN	14	48	36	14	64	23	42	29	11	23	6	19	14	14	18	1,045
METHODOLOGY	5	6	5	13	10	11	11	8	10	8	10	13	12	10	16	1,044
CONNOTATION	1	8	12	5	23	6	4	1	2	3	-	1	1	17	1	1,044
STUDY	49	39	30	41	38	48	31	43	65	57	45	51	54	64	85	1,043
LEXIKOGRAPHIE	10	3	9	4	3	6	2	2	3	3	3	3	6	4	3	1,042

LIÈGE	3	-	1	4	-	4	11	18	14	3	6	2	1	1	-	1,042
FINNISH	10	-	3	1	44	-	6	7	1	17	14	-	-	2	7	1,038
TOKENS	-	8	6	-	7	4	3	11	10	3	8	8	9	5	19	1,031
PRONOMINAL	1	-	-	40	4	16	1	3	1	2	-	8	-	-	13	1,029
WRITTEN	34	45	39	12	35	18	31	33	29	33	43	39	35	51	65	1,023
GOUWS	-	2	-	-	3	5	-	-	6	2	7	9	9	3	4	1,022
MEANS	54	52	71	70	63	72	64	57	64	57	59	54	56	58	54	1,019
EVALUATION	5	8	1	29	19	14	6	15	15	17	23	11	19	22	21	1,014
LITERATURE	9	41	38	4	13	18	17	14	18	18	13	36	21	24	32	1,008
USEFUL	42	24	36	25	26	18	22	40	27	33	33	35	39	30	34	1,005
SELECTIONAL	-	1	2	6	3	14	6	2	6	3	3	2	5	6	1	1,004
FRANÇAISE	8	9	5	5	3	4	3	2	3	1	3	6	-	-	1	1,003
INCLUDE	35	45	44	33	34	30	31	35	35	42	47	41	53	48	40	1,003
ELEMENT	17	23	8	20	30	26	32	35	26	29	10	16	26	19	18	1,002
GENUS	11	6	17	13	19	15	8	4	4	2	8	5	6	1	9	1,000
COMBINATORIAL	1	1	1	3	2	6	3	4	5	5	23	5	4	2	4	999
STANDARD	35	43	30	19	20	24	37	23	34	34	50	23	27	68	45	998
COMPILERS	10	11	6	5	12	3	3	4	11	9	9	4	6	4	4	996
CONSISTS	15	9	10	15	21	7	18	15	10	12	18	19	16	15	18	995
ARABIC	39	43	3	1	5	5	3	3	25	-	-	1	2	3	16	994
CO-OCCURRENCE	2	1	-	1	2	8	3	5	7	4	5	6	2	1	15	992
PARADIGMATIC	1	4	1	4	13	4	13	2	4	3	4	9	4	5	2	989
MATERIAL	28	67	28	33	52	32	48	34	35	35	34	39	30	42	35	988
FEATURE	21	18	32	16	27	32	45	19	24	16	26	18	27	24	15	986
ILLUSTRATE	15	7	8	12	11	14	12	18	20	10	14	9	13	10	10	986
EDITIONS	7	9	3	5	6	6	3	5	7	16	13	14	9	14	7	980
REFER	30	26	17	21	27	23	15	16	10	18	14	18	19	13	20	979
SOTHO	-	-	-	-	-	-	-	-	-	3	1	16	11	5	6	978
STUTTGART	4	2	5	4	-	9	7	14	9	16	12	7	7	2	2	965
TAGGER	-	-	-	-	-	6	8	18	13	1	9	-	3	2	3	962
ENTITY	5	2	6	14	7	8	18	8	21	7	5	11	14	12	11	961
RELATIONAL	5	3	9	17	4	12	8	10	7	11	3	8	5	17	5	958
NEDERLANDS	1	-	1	1	1	3	3	-	5	-	6	2	2	15	5	953
SYSTEM	93	83	195	81	110	96	110	71	90	60	110	65	84	58	59	952
ENTITIES	3	4	10	9	4	9	14	16	8	7	5	17	8	6	5	945
SLOVAR	11	1	5	1	2	1	4	4	-	2	-	5	14	1	1	945
NON-NATIVE	10	4	6	1	5	1	4	2	-	3	4	4	5	5	11	943
GLOSSES	9	8	4	1	2	3	-	3	17	4	1	6	4	6	3	943
RESTRICTED	15	24	9	15	21	32	36	13	21	22	13	13	12	9	7	930
PARTICULAR	71	53	57	76	77	78	68	67	59	54	62	53	76	51	42	925
DESCRIBE	11	13	18	13	12	28	30	21	17	18	18	19	21	17	19	924
LEMMATA	3	1	3	1	3	-	3	2	7	2	2	2	9	7	4	920
BASIS	41	32	27	49	43	48	45	34	35	44	29	30	43	36	38	918
PATTERN	21	10	15	19	19	13	25	22	19	32	48	26	60	23	36	918
COMPREHENSION	5	5	3	4	17	18	3	6	22	16	4	7	7	3	4	916
MOUTON	11	8	5	1	6	5	4	4	2	2	3	2	4	6	4	916
TRANSLATIONAL	16	6	1	10	1	2	4	2	1	-	4	3	1	8	7	913
SYNSETS	-	-	-	-	-	-	4	7	4	6	-	1	1	15	1	912
ARTICLE	11	9	9	19	13	17	18	9	25	29	31	30	28	39	24	912
LIT	-	9	3	7	19	8	68	4	17	12	10	30	9	4	7	910
PARADIGM	2	8	6	4	10	7	14	10	4	6	8	8	6	14	4	909
VARANTOLA	-	-	-	-	5	5	5	11	10	1	8	1	2	3	1	906
PHENOMENA	6	6	6	7	9	24	21	13	20	13	11	6	9	5	7	903
PRONUNCIATIONS	5	8	17	2	-	20	1	-	8	1	-	2	2	5	3	902
CATALAN	-	-	-	-	-	-	-	4	4	1	2	3	32	8	1	902
DECODING	7	10	3	16	4	3	7	3	5	9	8	7	3	2	2	901
EXPRESSION	25	39	16	75	32	25	33	15	19	28	18	19	20	22	25	900
ILSON	4	11	4	16	2	5	3	3	6	5	1	4	1	3	1	900
EXPLANATORY	14	10	4	11	9	10	10	10	9	4	5	6	8	8	9	899
COMPLEX	25	25	27	25	17	21	30	37	29	31	30	27	30	25	48	899
COVERAGE	15	14	6	10	16	9	9	15	13	14	21	15	11	13	17	896

TYPOLOGY	9	1	2	5	5	10	1	2	3	11	3	8	6	3	6	894
CORRECT	17	12	19	16	22	17	23	29	18	25	34	25	27	27	26	892
SGML	-	1	-	-	12	1	17	9	18	4	2	2	1	1	1	892
MODEL	26	39	15	70	47	42	37	24	59	23	29	39	42	33	24	888
WNT	-	-	-	-	-	13	-	-	1	1	-	-	2	18	-	887
ALTERNATION	-	-	1	19	3	27	13	5	-	5	-	1	3	2	4	882
OCCUR	27	21	25	13	22	23	23	29	29	31	23	15	18	13	16	878
COPENHAGEN	5	7	3	1	1	3	6	3	2	15	13	15	7	4	6	873
PREDICATES	18	1	1	9	4	6	3	7	4	1	3	6	10	3	1	871
PARTICLE	2	23	5	1	7	5	6	6	28	4	8	17	6	7	3	869
STRUCTURED	9	7	14	19	13	12	8	11	17	10	11	12	11	7	8	868
RESOURCES	8	10	8	8	7	7	21	28	28	26	22	42	46	50	64	866
DIACHRONIC	2	4	1	4	3	2	3	1	2	7	3	5	7	5	6	866
BÉJOINT	2	7	3	1	4	5	1	1	6	4	3	2	3	3	6	861
PARALLEL	7	17	6	7	11	22	28	5	24	15	25	17	12	14	24	859
EXPLICITLY	9	13	12	15	13	12	11	10	8	10	5	11	12	9	10	858
OBJ	-	-	6	-	3	17	3	-	7	3	3	1	6	2	2	857
USER-FRIENDLY	2	2	2	6	3	2	2	2	8	4	10	4	8	7	5	857
BIBLIOGRAPHY	4	4	10	1	26	-	1	6	2	2	2	9	5	13	5	856
PISA	2	7	6	3	11	10	12	24	3	1	1	3	1	2	2	854
DUDEN	4	3	2	1	1	2	1	2	5	15	5	2	3	2	3	853
ASSIGNED	3	9	3	11	5	23	14	16	13	8	11	6	11	8	11	849
CONTAINING	18	15	14	8	20	18	17	19	19	21	22	13	19	15	23	849
LEMMATIZATION	7	7	1	-	9	2	3	2	1	3	3	2	2	3	8	848
PROJECTS	10	8	4	13	10	37	27	27	26	28	26	23	23	21	14	845
RELEVANCE	5	1	1	13	9	12	14	8	20	19	12	21	9	10	8	844
ITALIANA	3	5	1	6	1	4	-	4	1	1	-	16	6	3	6	844
NAMES	18	16	31	7	36	16	13	8	28	23	60	10	24	20	51	841
METALANGUAGE	1	9	3	2	6	2	13	3	2	-	5	4	3	3	1	838
OCCURRENCE	9	20	6	4	9	10	7	16	14	8	10	9	8	7	9	835
FORMAL	25	11	16	23	23	35	33	17	28	14	24	16	26	25	15	834
PREP	1	1	4	1	-	5	10	12	6	8	8	2	6	3	6	833
DEFINITIONAL	5	3	1	2	6	-	2	2	2	-	1	14	12	3	4	833
ENGLISH-FRENCH	6	9	3	3	1	1	9	4	-	3	4	6	1	3	2	830
MONTRÉAL	3	6	8	1	2	9	3	5	9	3	2	3	1	1	3	827
SG	14	-	10	-	3	4	4	3	2	8	3	1	2	10	-	827
ASPECTS	17	15	28	31	38	26	30	16	24	30	17	22	22	22	24	824
PL	6	4	6	1	2	3	2	2	9	10	5	6	8	8	4	824
BETWEEN	134	154	167	138	152	177	149	149	170	164	121	148	142	130	113	823
ONTOLOGIES	-	-	-	-	-	1	-	-	-	-	8	2	6	13	2	823
APPLIED	18	31	21	14	23	28	20	21	31	24	29	23	26	23	31	820
CONSTRUCTION	15	4	25	28	25	30	23	24	14	25	29	18	38	16	11	818
INL	-	-	1	-	-	1	1	-	-	2	-	-	1	17	6	815
TAG	1	2	6	2	3	6	8	20	16	2	6	5	7	9	14	812
DENOTE	5	1	4	15	15	10	2	5	6	3	4	6	4	6	7	811
DECESARIS	-	-	-	-	-	-	-	2	2	1	2	7	4	8	7	809
SYNTACTICALLY	5	2	-	3	8	9	5	3	3	5	6	3	7	4	3	809
SAMPLE	25	34	23	14	10	9	7	14	31	16	13	18	11	31	20	808
FREQ	-	1	-	5	-	-	-	2	16	11	6	3	-	1	3	808
COMMUNICATIVE	9	3	3	19	7	8	4	5	5	5	5	5	12	3	12	804
GRAMMARS	1	3	6	7	6	5	7	11	3	3	8	2	4	4	5	801
MEER	-	1	-	-	-	-	4	2	15	11	4	5	2	3	-	800
COMMON	37	58	49	40	56	36	58	55	43	43	38	46	44	39	51	800
PARADIGMS	2	4	2	1	7	8	8	3	6	2	-	6	3	11	2	799
SYNCHRONIC	2	2	2	7	1	2	7	2	3	6	2	7	2	4	5	799
ITALIAN-ENGLISH	5	2	2	13	-	1	2	-	-	1	-	2	4	7	7	797
ASPECTUAL	-	1	1	1	7	13	1	2	2	-	10	2	9	1	1	796
GENITIVE	10	1	1	1	2	2	4	5	1	10	2	2	3	4	4	796
PROTOTYPE	4	10	3	11	15	9	12	3	9	5	2	7	5	11	8	794
PRONOUN	2	2	3	12	2	4	3	8	1	11	4	3	8	7	8	793
VOSSSEN	-	-	-	7	12	1	5	5	4	4	2	2	-	4	3	793

MODIFIER	5	-	2	1	3	10	2	7	2	3	8	2	6	5	1	793
FRAMEWORK	6	12	5	34	20	25	20	18	17	17	16	17	17	16	12	792
PUBLISHED	24	34	39	9	20	31	20	15	17	30	27	29	30	50	42	791
ARTICLES	9	11	5	8	10	11	13	14	14	11	18	17	13	21	22	790
DISTINCTIONS	6	10	17	17	7	14	9	10	8	6	8	6	9	4	3	790
BRAASCH	-	-	-	-	-	3	-	-	3	6	10	8	6	2	1	789
MANUAL	18	11	6	6	8	7	11	17	9	22	14	6	13	17	18	789
INTENSIFIERS	-	-	-	1	2	3	-	-	2	-	12	8	13	-	-	786
RESOURCE	1	3	3	2	7	12	4	15	11	12	8	17	24	23	23	783
FELLBAUM	-	-	2	-	-	1	1	4	9	2	2	2	3	6	4	783
METONYMY	1	7	1	1	1	1	1	3	1	2	1	3	2	17	1	781
FREQUENCIES	6	5	2	-	4	6	7	8	11	17	19	3	8	7	7	777
LEXICA	2	1	1	1	1	4	3	6	4	8	2	1	2	5	2	777
SEMASIOLOGICAL	1	4	5	3	1	9	1	-	4	-	1	2	4	6	3	777
GROOT	3	-	5	4	4	8	3	-	3	-	14	1	2	4	-	774
DISTINCTION	17	13	19	18	19	15	25	19	13	22	13	18	18	14	14	773
CONTEMPORARY	19	29	26	22	23	17	12	11	17	13	16	15	17	20	20	772
HYPERONYM	-	1	-	-	9	1	5	9	-	2	1	1	-	3	10	770
SUBJ	-	-	21	1	1	17	11	-	1	4	2	1	1	-	-	767
PREFIX	2	7	11	8	2	3	-	3	10	3	2	6	3	6	4	761
STANDARDIZATION	7	8	5	1	3	5	3	3	2	3	4	2	12	6	2	759
ENCYCLOPAEDIC	9	7	2	5	2	2	3	7	3	1	2	2	7	5	2	758
CHARACTERISTICS	7	15	21	19	23	26	35	17	11	10	15	13	17	13	9	757
ANW	-	-	-	-	-	-	-	-	-	-	-	-	4	14	9	757
DEVERBAL	2	-	1	-	-	-	5	3	2	2	4	-	13	3	-	757
TREATMENT	27	42	16	32	36	43	42	30	34	31	29	42	39	20	24	756
FIELDS	39	18	41	31	34	24	14	13	24	10	17	17	13	17	19	756
ESP	3	11	14	4	3	2	4	2	4	1	8	10	6	2	4	755
LEXICALLY	2	2	2	5	3	5	5	3	2	8	6	2	3	5	1	755
CONCLUSION	27	8	17	13	15	19	27	14	19	21	19	20	18	15	753	
NOMINAL	4	7	4	2	3	12	7	19	11	8	4	5	12	11	4	751
BILINGUALISED	-	-	-	-	5	32	1	5	2	1	-	-	2	-	1	751
PICCHI	-	5	14	-	8	5	7	10	4	-	-	-	1	-	3	750
DEFINE	10	19	14	5	19	14	19	10	15	8	13	14	14	11	9	745
MAPPING	1	-	22	10	5	10	14	20	5	6	15	4	4	3	5	744
LEARNING	11	27	25	9	10	12	20	39	45	31	21	37	30	27	32	740
HARRAP	8	5	10	1	-	4	4	1	-	4	4	5	3	3	2	737
LINGUISTIQUE	4	5	4	2	4	2	2	3	2	2	1	3	2	3	7	736
SUBSET	3	6	3	7	5	13	10	6	4	8	4	3	4	4	3	733
INTERNATIONAL	42	45	41	39	23	27	34	47	44	44	37	50	62	63	72	732
SUBSENSES	1	-	-	18	3	-	-	4	4	2	3	-	3	5	1	731
WÖRTERBÜCHER	3	2	7	-	-	4	3	2	5	5	3	2	4	2	1	731
DISTINGUISH	16	11	19	8	13	13	14	17	13	10	14	9	11	9	5	731
TASK	17	20	23	13	19	18	28	24	33	22	27	21	31	34	34	730
CITATION	2	32	4	6	4	2	7	5	10	7	9	8	5	6	1	729
NEDERLANDSE	1	-	-	1	1	7	-	-	3	2	1	2	2	13	1	729
EU	1	2	1	-	-	9	4	1	2	6	2	4	1	8	5	725
LAUFER	-	-	-	-	4	2	2	3	10	3	2	2	2	4	3	725
SAGER	15	5	-	4	5	2	8	4	3	1	2	2	3	1	1	725
DELIS	-	-	-	-	-	29	21	1	-	-	-	-	-	-	1	724
CRUSE	-	1	18	-	3	5	3	5	1	4	2	6	2	1	5	720
PURPOSES	25	23	28	7	20	16	31	20	23	19	19	19	15	19	20	719
FUNCTIONAL	23	15	24	12	15	12	10	9	10	8	8	5	14	10	9	719
COMPARE	14	6	12	17	20	9	14	9	9	12	18	16	12	11	10	719
LDB	5	18	13	11	10	2	1	3	2	-	-	-	-	-	-	718
MULTIWORDS	-	-	-	-	-	-	-	1	-	25	-	-	2	3	4	718
LOOK-UP	2	1	2	1	1	3	2	4	12	2	4	5	5	6	4	717
DESCRIBED	18	22	30	28	42	55	50	40	47	36	33	33	34	29	34	717
LINGUIST	5	10	6	1	7	3	6	3	3	5	1	1	2	7	7	715
TERMINOLOGIES	8	3	3	-	7	2	3	-	1	-	6	1	-	8	4	715
LF	1	-	-	2	-	28	3	2	1	2	-	19	-	-	-	714

CALD	-	-	-	-	-	-	-	-	-	-	10	9	9	4	-	713
SLOVENIAN	-	-	1	-	-	-	-	-	-	-	18	10	13	2	2	712
MACHINE-READABLE	12	5	16	10	11	9	6	6	3	3	3	-	1	1	1	712
ALPHABETICALLY	3	8	2	10	9	2	2	3	4	2	3	3	3	7	3	712
FRYSKE	-	3	-	-	-	-	-	-	-	-	-	-	-	19	3	712
MERRIAM-WEBSTER	5	2	3	1	1	-	1	1	1	2	-	5	3	1	13	711
CHUK	-	-	-	1	-	43	3	2	-	1	-	-	-	-	-	710
MORHEME	5	-	8	3	19	2	2	2	1	6	2	2	3	2	4	709
MODIFIERS	1	1	2	1	3	5	7	2	3	8	5	1	3	5	-	705
APPROACHES	10	9	10	10	16	18	17	11	36	10	11	14	16	7	18	702
ESPAÑOL	-	-	-	2	-	-	-	-	1	6	5	8	2	3	7	699
INCHOATIVE	1	-	-	12	2	14	6	1	-	-	3	-	3	-	5	698
KEYWORD	1	9	1	2	1	21	3	4	12	9	3	2	13	4	3	697
SYNONYMOUS	12	11	7	10	7	9	4	7	2	2	5	9	6	4	2	697
TRANSLATING	9	3	15	11	9	3	7	5	5	3	5	3	3	4	3	694
ETYMOLOGIES	4	11	1	4	2	4	5	6	5	2	2	-	1	4	2	693
BRISCOE	-	-	1	5	12	6	6	6	6	4	-	4	1	1	-	693
ENGLISH-RUSSIAN	1	7	-	1	1	-	-	2	-	1	-	1	13	5	2	692
LEXICOLOGIE	1	2	3	2	1	3	2	2	3	2	-	2	1	9	1	692
FOCUS	8	5	5	16	13	31	16	14	17	22	27	21	28	24	20	692
TEMPLATE	1	-	3	4	4	5	6	2	7	-	3	5	20	6	1	690
COMPILE	5	3	5	1	5	2	4	7	3	3	10	6	5	5	7	688
ACADEMY	4	21	11	10	5	4	8	5	3	9	6	15	10	13	12	688
BBI	-	1	8	9	5	4	2	4	4	4	-	4	2	1	1	686
GARZANTI	2	-	2	3	3	9	3	-	-	-	-	7	2	2	4	686
WIERZBICKA	1	8	3	-	3	12	4	-	-	2	1	-	1	5	4	684
COMPOUNDING	2	1	3	3	16	4	3	1	3	12	1	1	3	3	2	683
FABRA	-	-	-	-	-	-	-	4	1	-	1	3	8	7	5	681
SLOVENE	1	-	1	-	-	-	-	-	-	8	-	3	6	18	6	681
WORDNETS	-	-	-	-	-	-	20	2	2	4	-	1	-	2	6	679
GENERIC	5	7	6	7	11	11	8	6	9	3	3	7	6	4	9	679
CROSS-REFERENCES	5	3	5	5	2	3	2	3	3	3	7	4	4	5	2	676
STO	-	-	-	-	-	-	-	-	2	21	9	5	7	-	-	674
COLLOQUIAL	11	1	5	7	6	1	6	2	3	2	6	3	5	4	2	668
INTERLINGUAL	10	4	6	7	3	5	2	3	2	2	-	1	3	1	1	668
LEXICOGRAPHICALLY	2	5	-	3	4	1	1	1	2	3	3	4	2	4	3	668
HIERARCHICAL	3	4	32	18	15	12	3	7	3	2	5	3	6	2	7	668
MARELLO	-	5	1	2	-	5	3	2	2	1	2	5	4	3	4	667
PHRASEMES	-	-	-	-	1	9	-	-	-	-	-	1	3	2	17	667
SVENSÉN	-	-	-	-	2	1	3	-	3	6	2	3	1	5	6	667
PARAPHRASE	30	3	2	6	6	-	4	5	4	1	3	5	4	3	3	666
BUDAPEST	2	3	34	6	4	3	8	9	5	5	6	8	3	2	2	664
OVERVIEW	1	2	3	5	5	7	3	10	7	6	8	8	10	14	7	663
CROSS-REFERENCE	3	8	4	8	5	4	2	3	3	2	5	4	2	5	1	663
CED	9	35	8	1	3	-	-	-	2	1	8	2	4	-	-	662
BOGURAEV	-	-	8	10	14	4	5	1	3	3	1	1	1	-	-	660
QUALIA	-	-	-	-	-	6	-	4	14	1	2	3	3	2	2	660
SAAMI	-	-	-	-	-	-	-	-	-	-	-	-	-	-	31	658
SAMI	-	-	1	-	-	-	-	-	-	1	-	-	-	-	7	657
DIFFER	11	13	13	13	15	7	11	13	12	10	8	7	11	8	11	657
NESI	-	-	-	-	-	1	-	2	14	3	2	1	4	2	5	654
ILLUSTRATED	14	5	8	13	21	14	12	15	15	12	11	12	14	13	10	653
VN	-	1	-	1	1	-	2	-	-	1	1	18	7	2	-	650
TRANSLATE	8	6	6	4	7	11	12	8	4	6	7	5	3	6	6	644
LINGUISTICALLY	7	5	5	1	5	5	2	5	4	2	2	4	6	4	4	643
COMLEX	-	-	-	-	-	-	16	12	10	-	1	1	-	-	-	641
DDLC	-	-	-	-	-	-	-	-	-	-	-	21	4	3	-	641
PORTUGUESE	-	-	23	13	2	10	-	2	1	9	1	4	9	6	24	640
EXTRACT	6	6	10	3	10	12	8	14	7	12	10	9	9	8	11	640
PRAHA	-	1	-	-	-	3	-	4	5	5	-	5	4	1	5	639
TRANSLATOR	7	5	12	1	13	3	8	1	3	1	3	5	4	5	1	638

FORMALISM	1	-	5	2	5	10	11	2	-	5	3	1	5	7	-	638
TAXONOMIES	2	-	10	13	10	9	2	3	-	1	3	-	-	-	3	638
PASSIVE	23	1	8	16	5	15	21	9	8	8	5	6	12	2	9	638
ZINGARELLI	1	3	1	1	1	4	-	2	-	1	-	16	-	3	2	636
SCHEMA	1	1	8	12	1	10	8	10	3	4	-	4	8	5	1	636
CERMÁK	-	-	-	-	-	-	-	-	9	8	3	6	4	2	-	634
LEMMAZIED	1	-	2	2	1	2	3	4	1	1	5	3	4	2	5	634
PRINSLOO	-	-	-	-	-	-	-	-	3	3	8	5	7	1	2	634
STYLISTIC	7	7	12	7	9	8	8	3	4	13	5	7	5	3	2	633
SCIENTIFIC	27	25	25	4	12	5	34	8	10	12	14	24	28	24	18	631
LORIENT	-	-	-	-	-	-	-	-	-	-	4	9	5	5	6	630
ANALYZER	-	-	15	-	2	1	-	4	1	4	-	1	10	1	2	629
NODE	2	5	6	1	6	6	4	3	32	6	10	6	5	4	6	628
VENDA	-	-	-	-	-	-	-	-	-	-	23	-	3	2	9	628
SVENSKA	-	-	-	-	2	-	6	3	-	3	2	2	2	7	4	626
SYSTEMATICALLY	7	3	5	7	6	5	5	10	7	4	10	7	8	8	7	626
FORMATION	22	8	16	11	11	11	8	16	17	52	4	5	13	11	20	625
LISTING	10	17	7	11	4	2	8	7	7	6	5	3	14	10	8	625
MAIOR	1	1	3	3	3	4	4	6	3	2	-	2	2	2	5	624
MACMILLAN	2	-	2	-	2	-	1	1	-	6	13	13	17	11	12	623
PRODUCTIVE	8	11	10	13	9	9	6	10	15	10	4	7	8	9	7	621
GÖTEBORG	-	-	-	-	-	-	9	4	5	7	3	2	2	2	-	621
HACKEN	-	-	-	-	2	1	1	-	5	9	-	2	2	5	1	621
PART	79	111	96	93	104	84	84	90	97	95	77	75	87	103	79	621
RULES	23	14	69	29	49	28	28	43	29	28	21	12	27	20	23	617
TRANSPARENT	6	14	3	9	2	4	3	7	7	17	7	7	8	6	4	617
ACL	-	-	2	4	6	4	2	4	2	3	2	2	3	4	5	617
RESTRICTIONS	3	11	9	17	14	40	20	16	15	7	10	15	7	7	7	616
INDICATE	29	17	14	17	16	18	11	12	18	15	18	15	15	13	11	615
VIRTUAL	1	1	1	-	2	15	3	73	17	-	-	2	1	-	2	614
PERSPECTIVE	6	9	5	6	12	16	11	12	10	9	10	17	18	18	15	611
TORINO	1	2	-	4	-	2	1	1	1	1	-	12	9	3	4	610
NOTES	26	15	17	19	15	23	20	25	26	17	18	14	17	17	32	608
COLLOCATOR	-	-	16	1	1	11	2	1	2	4	-	1	-	-	3	608
ELDIT	-	-	-	-	-	-	-	-	8	-	1	2	9	2	4	608
POMPEU	-	-	-	-	-	-	-	4	1	-	1	2	5	7	5	608
STERKENBURG	-	-	2	4	4	14	3	2	1	-	3	2	1	2	1	608
LEMMATISATION	-	-	1	-	-	-	4	3	5	3	1	1	7	4	1	607
MORPHOLOGICALLY	3	1	4	3	3	5	2	1	3	7	4	2	3	3	3	607
SCHOLARLY	7	11	6	1	3	12	2	3	2	8	1	9	6	9	2	607
ALGORITHM	1	-	3	4	1	4	3	17	9	3	3	3	11	4	15	605
COMPLEMENTATION	2	-	-	13	1	1	8	5	2	1	3	3	2	2	2	605
GREEK	17	7	7	7	9	7	5	5	5	11	23	31	24	7	23	604
BLENDS	-	-	4	1	-	-	-	2	3	-	-	-	-	-	43	602
APRESJAN	-	-	1	1	9	8	2	2	1	1	-	4	-	3	2	602
COPESTAKE	-	-	-	1	11	6	4	6	8	-	1	-	2	-	-	602
REFERS	11	7	10	12	12	14	11	11	4	11	11	9	8	10	12	599
EXTRACTING	2	1	6	2	7	5	7	5	7	6	5	6	4	1	6	599
LU	1	-	-	1	-	-	7	-	1	4	5	1	5	11	3	598
NYNORSK	-	-	-	-	-	-	12	-	1	1	-	-	1	2	14	597
THEORY	58	30	36	34	26	38	40	23	35	26	22	21	22	25	46	597
INPUT	9	22	23	19	17	14	9	25	17	6	14	7	17	13	14	597
FRENCH-ENGLISH	6	5	6	2	1	1	5	4	-	2	4	6	1	1	1	596
ENDNOTES	-	-	-	-	12	-	-	-	-	12	12	-	-	-	-	595
OWID	-	-	-	-	-	-	-	-	-	-	-	-	6	12	1	595
TERMINOLOGIST	7	1	5	7	7	1	2	1	1	-	-	2	5	1	1	595
MARKUP	-	-	2	2	1	-	8	-	3	7	2	2	4	4	2	595
FALSE	21	7	2	1	3	6	20	9	9	5	48	16	20	13	14	595
CLASSIFIED	10	6	3	8	9	9	13	9	10	9	6	11	7	5	10	594
ASPECT	15	18	10	15	20	13	23	10	17	16	20	16	16	14	11	593
GRANGER	-	-	-	-	-	-	-	-	-	3	3	4	7	4	10	593

CORRESPOND	3	7	12	9	4	8	8	6	9	7	5	5	9	6	5	592
MODERN	50	44	33	17	20	14	20	13	39	25	30	29	34	44	35	592
SIMILARITY	4	10	3	4	6	14	15	5	6	3	3	10	8	6	4	591
PROVERB	-	2	-	-	4	1	1	-	13	-	-	-	-	1	24	590
SUBCORPUS	-	-	-	-	-	1	2	11	-	5	1	1	3	4	3	589
PARAMETERS	3	9	3	7	5	12	10	12	3	5	6	9	11	11	7	587
COMPUTER	73	52	56	18	31	26	34	36	101	18	22	28	15	14	16	586
GENERATIVE	2	2	6	7	3	4	2	3	6	2	4	3	6	3	4	584
COGNATES	2	19	-	3	-	2	2	3	4	3	-	2	1	5	-	582
BIBER	-	-	-	-	1	3	1	-	3	2	3	6	3	1	6	582
GEERAERTS	-	-	-	1	3	10	1	5	4	-	1	1	3	2	3	582
VOCABOLARIO	3	2	5	2	-	2	-	-	-	-	-	11	2	3	1	582
UNABRIDGED	2	-	8	2	1	2	2	2	5	2	1	3	3	3	2	581
ENCODE	1	1	3	4	2	6	2	11	4	4	2	5	3	4	1	580
COMPREHENSIVE	8	16	10	16	14	13	7	4	8	9	15	16	11	24	21	579
NOMINATIVE	6	1	1	4	1	2	3	3	1	3	2	1	-	3	7	578
BARCELONA	1	1	1	6	2	3	2	6	5	4	6	9	10	15	8	576
CNR	1	-	2	1	2	4	6	19	2	1	1	2	1	1	1	576
ANTONYMY	2	2	14	-	1	2	1	2	5	1	2	6	-	2	1	576
ANNOTATIONS	-	-	1	-	-	1	1	3	2	1	3	2	12	3	4	576
GREFENSTETTE	-	-	-	-	-	6	5	13	2	1	3	1	-	1	1	576
ISO	6	2	5	-	5	-	2	3	2	4	1	6	7	5	1	576
MOSKVA	2	3	2	-	6	-	5	1	1	2	-	2	9	-	-	575
VOCABULARIES	13	2	1	-	3	3	2	1	1	11	2	1	1	3	1	571
PROGRAM	8	16	36	12	21	10	19	16	22	20	20	8	13	9	8	570
ERGATIVE	-	-	-	28	4	2	15	-	-	-	-	1	-	-	-	570
ORDBOG	6	4	-	-	-	3	2	-	3	6	2	2	-	2	4	569
SAOL	-	-	-	-	-	-	-	-	-	1	-	-	9	9	-	569
SALIENT	1	6	4	1	3	1	1	3	3	10	5	6	9	5	7	569
SEMI-AUTOMATIC	-	2	1	4	1	2	5	7	4	3	2	2	6	3	4	563
CORPUS-DRIVEN	-	-	-	-	-	-	-	1	2	2	1	5	2	2	10	563
LEXIN	-	-	-	-	-	-	-	-	-	-	-	-	1	10	9	563
ATTESTED	5	2	2	-	1	7	7	6	2	9	3	3	2	4	5	563
MEYER	4	1	1	10	7	8	6	7	10	4	2	5	2	-	2	562
ROMANIAN	1	-	-	-	3	-	-	-	-	-	-	15	1	-	52	559
ANTONYM	2	-	10	1	2	2	2	1	7	1	-	8	-	2	1	558
WORDLIST	-	-	-	-	-	-	-	-	1	7	1	6	2	5	6	558
EESTI	-	-	-	-	-	-	10	-	-	3	1	1	1	5	7	557
AKADÉMIAI	2	2	8	1	1	1	2	-	1	2	12	4	1	-	-	557
CAWDREY	-	-	3	-	-	1	17	1	1	-	7	-	-	2	1	557
DORDRECHT	2	2	5	3	3	5	2	2	5	3	2	1	2	2	3	556
CANONICAL	14	-	1	1	3	1	3	3	5	14	6	2	3	3	1	555
ERRORS	11	3	10	9	8	21	9	7	6	7	13	18	12	9	7	554
MAIN	42	59	44	41	53	38	42	50	50	40	36	44	50	68	48	553
PDF	-	-	-	-	-	-	-	-	-	1	-	2	7	9	7	552
METHOD	34	15	23	13	19	18	28	14	18	19	43	14	20	28	36	550
DENOTES	3	3	1	36	12	5	2	2	3	1	3	1	2	2	6	550
DWDS	-	-	-	-	-	-	-	-	-	-	-	-	16	-	5	550
HYPONYMY	2	1	8	1	1	3	5	5	2	2	2	1	1	1	7	549
CLARENDON	4	11	1	2	3	2	4	4	2	4	5	3	4	3	2	548
DENOTATION	1	6	-	1	16	5	1	-	3	2	-	1	3	1	-	547
TERMINOLOGIE	4	2	-	4	1	4	5	2	3	1	2	1	1	3	1	546
ITALIANO	-	1	2	1	-	3	-	1	-	1	-	11	4	2	7	545
STRUCTURAL	18	2	12	26	12	9	11	13	15	11	10	10	18	5	9	544
COOCCURRENCE	-	-	3	1	4	13	3	4	-	1	3	1	2	-	-	544
ALD	17	11	5	9	-	-	-	8	-	3	3	-	-	-	-	543
POLISH	8	7	1	1	1	1	5	3	5	7	14	23	22	14	11	542
INCLUDES	18	15	10	8	17	20	23	14	18	17	20	25	21	24	25	540
PRECISION	5	10	1	1	3	1	2	10	10	12	6	11	7	13	7	539
USAGES	9	2	5	5	6	7	5	4	-	1	3	-	3	4	4	538
MARKED	37	14	16	23	17	13	16	14	12	22	23	13	25	11	15	538

BIGRAMS	-	-	-	-	-	1	-	-	-	3	7	9	8	1	-	535
NEGATION	-	-	1	1	2	3	1	3	-	-	2	2	4	12	10	533
HOMONYMS	1	3	6	1	3	2	-	2	1	1	3	3	4	3	2	533
MW	-	-	-	-	-	-	-	-	-	-	-	24	16	-	-	532
PARAPHRASES	14	2	1	4	7	1	1	2	2	-	3	1	2	3	3	532
IDIOMATICITY	2	7	-	1	2	1	2	6	1	2	2	3	2	2	2	531
TFS	-	-	30	-	-	10	6	-	-	-	-	-	-	-	-	531
ROGET	6	2	8	3	1	4	-	9	4	-	-	-	5	-	-	528
REFERRING	10	15	6	10	9	7	12	10	7	14	8	8	6	10	10	528
POSSIBILITIES	11	5	14	7	11	10	9	8	10	16	10	13	8	13	9	527
RETRIEVED	5	2	5	7	1	5	3	5	5	4	7	5	5	5	8	526
SUBJECT	60	38	45	64	59	77	60	63	36	33	30	30	50	29	39	525
HTM	-	-	-	-	-	-	1	1	3	2	5	2	2	4	4	524
KERNERMAN	-	-	-	-	-	4	2	-	2	4	2	2	3	3	4	524
TSHWANELEX	-	-	-	-	-	-	-	-	-	-	12	4	5	2	2	524
PHENOMENON	10	4	8	11	15	14	10	10	10	15	6	11	8	10	8	524
LANGENSCHIEDT	5	2	3	1	-	1	-	3	10	1	2	2	3	-	3	521
DISTRIBUTIONAL	1	1	-	-	1	6	2	3	3	1	2	-	3	7	7	521
CONSISTENCY	7	2	9	9	17	6	4	6	2	4	9	5	10	6	6	520
BOKMÁL	-	-	-	-	-	-	-	-	3	1	2	-	1	-	18	518
COMPUTAZIONALE	1	2	1	1	2	5	4	13	2	1	-	1	1	-	-	518
SLOWNIK	-	-	-	-	-	-	-	-	-	-	-	9	12	-	-	518
SUBCORPORA	-	-	-	-	-	-	3	12	1	2	5	-	2	1	4	518
SCIENCES	9	18	19	5	7	5	14	8	9	11	5	7	14	7	15	518
CONSULTED	6	8	12	10	23	8	1	8	7	6	6	4	8	6	6	517
EXHAUSTIVE	6	5	3	10	6	5	3	4	3	6	1	4	8	3	3	517
PARTICIPLE	1	-	3	1	4	1	3	4	1	3	5	2	1	3	2	516
BENSON	-	11	4	7	6	15	3	9	8	12	2	4	1	4	1	513
USABILITY	6	2	1	1	-	-	-	4	1	3	-	1	2	18	-	513
CONCRETE	7	9	17	18	10	15	16	7	17	11	8	13	7	11	5	512
LINKS	3	4	24	23	7	16	15	9	28	23	9	14	15	16	10	512
ESTIENNE	3	16	-	-	-	-	-	2	-	-	3	-	-	9	-	512
MWU	-	-	-	-	-	-	-	19	-	5	-	-	-	2	4	511
ESPAÑOLA	-	-	-	5	-	-	-	-	3	5	4	2	4	1	3	511
MORDEBE	-	-	-	-	-	-	-	-	-	-	-	4	15	-	-	511
SNELL-HORNBY	6	12	10	5	3	1	3	1	-	-	-	1	-	1	1	511
WFT	-	7	-	-	-	-	-	-	-	-	-	-	-	13	-	511
CO-OCCUR	2	-	1	1	-	7	2	3	3	5	3	1	1	1	4	508
PEDERSEN	2	-	1	-	-	2	-	-	3	9	2	2	2	2	7	506
ENGLISH-CHINESE	19	1	-	-	-	2	-	-	-	-	3	-	2	-	6	505
BROWSER	-	-	1	-	3	2	3	3	3	2	2	4	1	3	6	503
MULTIDIMENSIONAL	1	-	-	1	-	1	7	5	-	-	-	4	10	1	2	503
ROUTLEDGE	2	1	2	1	2	1	1	-	2	3	2	2	7	5	5	503
ALPHABET	5	5	7	1	2	4	1	4	2	3	6	6	7	4	7	502
EMPIRICAL	5	3	3	5	13	5	6	6	22	6	8	9	6	10	7	502
LKB	-	-	-	-	17	7	2	4	5	-	-	2	-	-	-	501
GLOSS	11	5	3	7	1	1	1	1	16	4	2	7	3	6	4	501
LENGUA	1	-	1	1	-	-	-	-	2	3	3	5	3	1	5	501
AUTHOR	5	7	13	4	16	10	21	11	10	16	16	9	14	15	22	500
ORDERING	26	13	9	25	7	2	3	2	5	5	6	8	7	5	3	500
LOANWORDS	1	-	-	1	-	-	1	1	4	5	-	-	3	5	3	499
ZAMPOLLI	-	1	4	4	2	2	5	4	3	2	1	3	-	1	1	499
EUROWORDNET	-	-	-	-	-	-	3	12	2	5	3	2	-	1	2	498
LINGÜÍSTICA	-	-	-	1	-	-	-	-	1	1	1	3	4	5	4	498
GENRE	2	2	2	-	6	5	4	1	2	4	6	2	18	9	4	497
LEIDEN	6	-	3	-	-	5	-	2	-	2	1	-	2	9	1	494
LEXICALIZATION	1	-	1	1	3	5	5	10	2	1	1	1	-	1	1	494
ETYMON	-	11	-	4	1	-	4	-	1	3	-	8	1	1	1	492
JAZYKA	2	1	6	1	5	-	7	2	-	-	-	-	3	-	4	492
LEXICOGRAPHIE	2	1	5	4	2	1	-	2	-	2	3	2	3	2	1	492
TELELEX	-	-	-	-	-	-	-	-	-	17	9	-	-	-	-	492

BASQUE	-	-	26	-	-	-	16	-	23	-	-	3	-	7	1	490
REPRESENT	11	12	21	15	15	18	19	13	9	16	12	16	19	12	14	489
METALINGUISTIC	1	8	1	-	6	-	7	8	4	1	1	3	1	1	-	489
DETERMINER	1	2	1	6	3	1	1	7	2	2	3	2	4	4	-	488
USER-FRIENDLINESS	1	-	1	2	-	-	-	1	4	1	3	3	5	2	4	488
FIXED	8	17	9	19	42	20	20	22	18	18	28	11	16	18	7	488
DICTIONARIUM	2	5	-	-	-	-	1	1	2	1	2	-	-	7	4	488
SORBIAN	-	-	-	-	-	-	-	-	-	-	-	-	-	15	-	488
IDENTIFY	11	16	16	9	9	18	22	15	20	11	13	21	17	9	25	487
GROUPED	3	5	3	13	3	8	3	9	7	6	4	6	7	4	5	487
EMOTION	-	2	1	1	50	23	1	3	1	1	-	7	2	4	23	486
CRITERION	5	9	5	10	9	5	10	10	6	4	6	6	10	7	11	486
MICROSTRUCTURAL	-	-	1	1	2	-	-	-	3	-	3	5	2	3	3	486
PAROLE	-	2	1	1	-	1	1	18	6	10	3	8	1	2	2	486
OBJECTS	11	24	31	22	10	23	23	20	7	10	8	9	18	15	7	486
LEXICALISED	-	4	-	1	1	1	-	5	2	5	4	2	1	1	2	485
SLOVNÍK	-	-	-	-	-	-	-	-	2	2	1	-	7	3	6	485
IDENTIFICATION	4	12	8	10	5	13	10	13	16	6	11	10	11	7	12	484
STUDIES	39	25	29	25	29	26	21	30	33	27	22	22	38	34	38	483
MULTIPLE	5	4	9	5	3	12	6	10	19	11	10	16	8	13	11	483
DICO	-	2	-	-	-	-	-	1	20	-	-	4	-	1	1	481
LEXICAL-SEMANTIC	-	-	1	3	-	-	4	10	2	3	1	1	-	1	3	481
NORDIC	1	-	-	-	1	-	1	-	-	25	2	-	2	5	8	481
QUIRK	5	7	3	5	3	6	5	2	6	3	6	2	3	-	1	481
OCCURS	14	21	14	7	8	14	14	18	7	20	14	9	12	8	10	481
PURPOSE	26	17	20	19	25	27	23	18	23	12	19	25	30	17	37	480
DATIVE	2	-	3	-	-	1	6	6	-	4	-	1	2	3	1	479
INGLESE	-	-	-	-	-	1	-	-	-	1	-	2	4	5	8	479
GENERAL-LANGUAGE	2	-	-	-	-	-	-	7	15	-	-	2	1	-	1	479
GERMAN-ENGLISH	10	10	10	1	-	1	2	-	-	2	3	-	1	-	-	479
TELIC	-	-	-	1	3	6	-	-	8	1	2	2	2	2	1	479
LEMMATISED	-	1	-	-	-	2	3	1	3	8	2	2	3	1	2	478
ANALYSED	-	7	7	13	7	12	14	10	10	8	5	7	7	12	9	476
PUBLISHING	6	9	11	16	11	14	8	5	12	9	8	15	10	17	14	475
HERBST	1	2	1	2	1	-	5	7	2	3	3	2	1	1	2	475
GENRES	1	2	3	-	2	3	2	3	-	4	4	3	5	6	7	473
PRACTICAL	25	12	19	24	22	23	20	17	20	20	16	16	19	24	22	473
APLICADA	1	-	-	1	-	-	-	3	1	-	1	3	3	5	4	472
IDM	-	-	-	-	1	-	-	2	-	-	-	10	-	5	1	472
LREC	-	-	-	-	-	-	-	-	1	1	3	3	4	3	4	472
SPECIFICATION	7	6	5	6	13	26	16	8	9	8	5	3	6	2	3	472
MORPHEMES	2	2	5	4	7	-	4	1	3	4	1	1	1	2	5	472
CULTURAL	13	6	8	22	20	15	34	9	7	27	6	21	21	15	32	471
ALPHABETIC	2	2	1	1	3	-	1	1	2	2	2	2	8	4	2	469
MOTIVATED	5	4	5	31	2	8	7	7	3	10	7	6	5	5	4	468
LABELING	-	-	3	-	-	-	-	-	-	1	5	6	1	5	1	468
WSD	-	-	-	-	-	-	-	7	-	1	9	-	6	1	1	468
ZANICHELLI	1	1	3	2	-	2	2	2	1	3	-	5	1	1	4	468
COMPOSITIONAL	-	1	-	5	2	9	-	6	2	2	2	2	6	3	2	468
COMBINING	7	5	2	6	12	5	8	5	7	6	3	9	5	9	6	468
VOLUMES	17	27	8	4	5	13	6	6	1	4	6	7	6	11	11	468
PREDICATIVE	-	1	-	3	3	3	4	3	2	8	5	3	1	5	-	467
DDO	-	-	-	-	-	-	-	-	-	-	5	3	-	2	11	466
DRAE	-	-	-	-	-	-	-	-	4	5	9	-	3	1	1	466
ENGLISH-ITALIAN	5	2	5	7	-	2	1	-	-	1	-	-	4	3	1	466
GELLERSTAM	-	-	-	-	1	1	2	5	2	3	1	1	1	5	1	466
SYNSET	-	-	-	-	-	2	7	1	1	2	-	-	8	-	-	466
SYMPOSIUM	2	2	3	6	4	4	5	3	3	8	2	3	5	4	3	465
INTEGRATED	6	4	8	6	10	9	5	7	9	16	9	13	17	16	7	465
SELECTING	5	4	2	1	7	5	6	4	4	7	10	6	12	7	4	465
PROBLEMATIC	2	-	3	2	3	5	8	3	5	6	8	7	11	6	5	464

STORED	8	12	36	8	12	10	10	7	9	8	7	5	7	10	7	464
UNIVERSITAT	1	-	-	-	-	-	-	-	2	-	1	-	5	6	4	463
INF	1	1	23	1	1	2	2	2	-	1	1	3	5	-	1	463
CONFÉRENCE	-	-	-	49	-	-	-	-	-	-	-	-	-	-	2	462
HOMONYMY	-	1	1	1	1	-	1	-	1	1	1	3	3	4	4	462
FREQUENTLY	15	17	17	8	11	12	20	17	23	19	23	13	16	15	18	460
METONYMIC	-	-	-	9	-	-	-	-	2	-	-	-	12	-	-	460
ENCYCLOPEDIA	2	5	4	3	6	1	-	2	3	1	6	2	6	4	1	460
AYTO	3	8	5	10	3	-	-	-	10	-	-	-	-	-	-	459
RAGAZZINI	-	-	1	10	-	6	-	-	-	-	-	1	3	2	5	459
SEMI-BILINGUAL	-	-	-	-	-	1	3	-	2	6	1	1	1	4	3	459
NORSK	2	-	-	-	-	-	11	-	1	1	8	8	-	-	5	459
GENERAL-PURPOSE	5	1	1	1	2	2	3	1	3	2	5	2	5	2	2	459
OCCURRING	6	5	5	1	5	11	7	16	9	12	9	3	6	6	7	458
ALONSO	-	-	-	-	-	-	-	-	1	-	-	7	4	2	8	458
APPENDIX	9	13	16	19	12	8	8	10	4	9	11	5	6	9	4	458
RESPECTIVE	7	4	2	12	10	5	5	5	9	9	10	5	5	10	7	457
LANDAU	1	-	-	-	3	3	-	5	2	3	2	6	4	3	3	457
CATEGORIZATION	1	1	3	5	2	7	3	3	1	-	2	3	1	4	5	457
SEPARATE	27	36	17	20	30	14	27	22	23	17	24	26	21	20	20	456
NEOLOGISM	2	3	1	10	-	1	1	-	3	-	2	3	4	2	1	456
COMBINATOIRE	-	1	3	-	4	3	1	2	4	1	2	4	1	1	2	455
HARPERCOLLINS	-	-	-	-	-	-	5	7	2	3	5	7	4	3	2	455
BERLIN	6	12	10	16	8	13	8	7	10	8	5	6	15	10	15	454
LEBOA	-	-	-	-	-	-	-	-	-	-	5	1	2	9	-	453
MWUS	-	-	-	-	-	-	-	3	-	6	2	-	-	2	10	453
TOMASZCZYK	6	7	5	-	3	3	3	1	-	-	2	1	1	1	1	453
OBSOLETE	2	7	3	3	3	3	4	2	4	1	8	7	3	5	5	452
JUNIUS	37	-	-	-	7	-	-	-	-	-	-	-	-	-	-	451
TYPOGRAPHICAL	3	3	1	1	1	1	3	8	4	6	3	2	2	2	1	451
DOMAIN-SPECIFIC	-	-	-	1	1	3	-	-	1	1	10	1	4	2	6	450

Pre-title sequence, as seen and heard during the presentation:
About keywords, trendsetters, trends and making an impact

[*all photos taken, during the Oslo congress, by G-M de Schryver*]

[About Slide 1] You're probably wondering if this is part of the talk — it is. All of you have read the text, so I can actually skip the real talk and do something totally different, which I'm doing. You already know part of the point of the story: I'm analyzing the EURALEX proceedings, trying to look into a ball with all these proceedings in — it's a crystal ball to predict the future. I want to know the road we'll be walking, I want to see the door we're going to, and one of the things at the end, in 55 minutes from now, will be a bunch of new -LEXes (not the ones you've just heard), including MULTILEX. And if ever a picture summarized a thousand words, or in my case a thousand keywords, this is it!


One hundred and twenty years ago, someone else also walked a road, and had this 'vision' that led to this 'painting': *Despair* [Slide 2]. Which then, because he was so obsessed with it, led to what is now

known as *The Scream* [Slide 3]. He got obsessed with this vision — this is the first painted version of 1893, now in the National Gallery, being juxtaposed with *Despair* [Slide 4] — that it morphed into new versions: This is a lithography from 1895 [Slide 5]. Later, we had a pastel version [Slide 6]: Obviously, one hundred and twenty years later, since *Despair*, if you count in inflation at one million dollars a year, it is normal that one pays 120 million dollars for a painting. This is the one we saw [Slide 7], all of us, this bright second painted version of 1910, which, as we saw, is part of a collection [Slide 8]. Now, if you start being obsessed with something, and study it, you (a) are setting a trend for yourself, and you (b) hope that you will be taken up: (a) this is yet another variation by Edvard Munch himself [Slide 9], and indeed (b) he is now all over the place [Slide 10]. And then you have clowns every now and then who arrive and think they can ‘add’ [Slide 11], and they take it so far that they want to be in the real road that led one hundred and twenty years ago to *The Scream* [Slide 12]. Now, it is good to have one Board Member screaming, but have you ever seen ten lexicographers ‘screaming it out?’ [Slide 13]

Okay. This was in honour of my good friend Prof Prinsloo, who is a fan of James Bond. And as you know, James Bond always has a sequence before the title page [Slide 14 = title page].



Slide 1: Ilan Kernerman and Judy Ribeck.




Slide 2: *Despair*, 1892, Thielska Galleriet, Stockholm.



Slide 3: *The Scream*, 1st painted version, 1893, National Gallery.




Slide 4: Juxtaposing *Despair* with *The Scream*.



Slide 5: *The Scream*, lithography, 1895.



Slide 6: *The Scream*, pastel, 1895, \$119,922,500 (2 May 2012).



Slide 7: *The Scream*, 2nd painted version, c. 1910, Munch Museum.



Slide 8: *The Scream* with related paintings, Munch Museum.



Slide 9: *Angst*, woodcut, 1896, Munch Museum.



Slide 10: Pilestredet 30, Oslo.



Slide 11: A clown in the picture.



Slide 12: The clown on the path where Edvard Munch first “sensed a scream passing through nature” — setting a trend.



Slide 13: An entire EURALEX Board ‘screaming it out’ — having an impact.